

Grouper local entities

Wiki Home	Grouper Release Announcements	Grouper Guides	Grouper Deployment Guide	Community Contributions	Internal Developer Resources
---------------------------	---	--------------------------------	--	---	--

Description

Grouper users sometimes need to create and manage entities in Grouper that are not part of a central subject source. An example is a small set of service accounts that need access to Grouper, when a configured subject source for such accounts isn't an option. Another example is when Grouper integrates with an external database that has schemas needed for access management. These schemas must be represented in Grouper so they can be assigned to Groups/Roles/Permissions. A "local entity" can be created in the folder structure. Local entities are not intended to be used to represent people; those should be in your subject source.

A local entity is modeled in Grouper as a specialized type of group object. Like a group, it exists in a folder, has a uuid as the subject id, and full path as the subject identifier0. However, you cannot add members to it, and you can only assign admin, view, attribute read, and attribute update privileges. It also behaves similar to a normal subject, in that an admin can use GSH to set a password for it for UI and WS access. Alternatively, admins for the entity can assign a WS JWT Key for access, which does not require assistance from a system administrator.

Description	Group	Local entity
subject ID label in UI	UUID	Unique ID
Subject identifier0 in UI	ID path	Name
subject source	g:gsa	grouperEntities
subject type	group	application
icon	multiple users icon	cloud with downward arrow
assignable privileges	admin, update, read, view, optin, optout, attribute read, attribute update	admin, view, attribute read, attribute update

Technical description

A local entity has the following attributes, comparable to groups:

- id - uuid, doesn't change
- extension - system name in the folder, shouldn't change
- display extension - display name in the folder, can change
- description - free form text documentation about the entity
- name - fully qualified (including parent folders) system name
- display name - fully qualified (including parent folders) display name

Entities have a subject source different than the Grouper subject source (though similar). The following subject attributes exist in addition to the group subject attributes:

Attribute name	Meaning
entityId	same as name attribute
entityExtension	same as extension attribute
entityIdAttribute	if a secondary identifier has been configured via an attribute (see below, but deprecated), this is the value

(Deprecated) alternate identifier - not working since 2.5

~~If the identifier of the entity is not valid for the extension (e.g. if it could contain a colon, or other invalid character in the grouper extension namespace), then you can put any fully qualified (including folder names) identifier here. Note, no two entities can have the same subjectIdentifier. Also, this attribute is public, meaning anyone can read (if they can VIEW the entity), or update it (if they can ADMIN the entity). Note, this security to be maintained, this assumes a hierarchical security model for folders... i.e. you must trust the owners of parent folders where the entities are stored since they can have a subjectIdentifier with a colon inside. The attribute must start with the folder where the entity is stored. This is autogenerated for you, depending on your config, might be here: etc:attribute:entities:entitySubjectIdentifier Assign this to the local entity (e.g. with UI), and give the string value which is the identifier. Note: the assignment to the local entity is done with a "group attribute assignment" not an "entity attribute assignment"~~

Local entity privileges

There are only two privileges for local entities: VIEW and ADMIN.

- VIEW means you can see it, its name, description, etc. With VIEW you could add it to a group or assign permissions to it in a role.
- ADMIN means you can edit it, delete it, assign attributes to it, etc.

In the grouper.properties you can designate if entities are viewable by all by default. Property entities.create.grant.all.view = false by default for security reasons. If set to true, then the ALL subject will be granted view on new entities. This occurs on local entity create, and can be unassigned.

If you try to assign READ, UPDATE, OPTIN, OPTOUT to a local entity, you will get an error

Local entity auditing, change log, point in time

Entities are audited like groups, but the categories are: entity, and the actions are addEntity, updateEntity, and deleteEntity.

There are three change log types for entities: ENTITY_ADD, ENTITY_UPDATE, ENTITY_DELETE. All other actions will appear under groups. e.g. if you add a privilege to an entity it will appear like a privilege is added to a group.

The point in time information is available, similar to point in time information on groups.

Authentication

Built-in authentication

if grouper.hibernate properties grouper.is.ws.basicAuthn is set, or environment variable GROUPER_WS_GROUPER_AUTH is set, Basic authentication can be used to allow specific entities to log in. The password is set on the local entity using GSH and the [GrouperPasswordSave\(\) method](#). As with other subjects, either the subject id (the entity uuid) or the subject identifier (the entity full path) can be used to authenticate. Note that the identifier will have colons. This normally conflicts with Basic auth's username:password syntax. Grouper handles Basic auth in a non-standard way by splitting on the last colon of the username:password string instead of the first (grouper.properties grouper.authentication.splitBasicAuthOnFirstColon = false by default). You can also escape the colons (in either the username or password) by replacing with `:` (grouper.properties, grouper.authentication.basicAuthUnescapeColon is true by default).

JWT private key

Whether or not Basic authentication is set, You can also [generate a JWT private key, and authenticate that way](#).

API

You can create a local entity with the EntitySave class:

```
Entity testEntity = new EntitySave(grouperSession).assignCreateParentStemsIfNotExist(true) .assignName("test:
testEntity").save();
```

You can find local entities with the EntityFinder class (note a grouper session must be open, and the grouper session user must have VIEW or ADMIN on the entity to show the result):

```
Set entities = new EntityFinder().addName("test:testEntity").findEntities();
```

UI

You can create/edit/delete local entities on the UI in a folder you have CREATE on.

Home > Root > testB

testB

Edit folder

More actions ▾

More ▾

Folder contents

Privileges

More ▾

Filter for:

Apply filter

Reset

Name ▾

⤴ Up one folder

👤 testGroup2

Show:

Add to my favorites

Create new folder

Create new group

Create new local entity

Create new attribute definition

Create new attribute name

Attribute assignments

Copy folder

Delete

Edit folder

Move folder

New local entity

Create in this folder:

Enter a folder name or [search for a folder where you are allowed to create new groups](#).

Local entity name:

Name is the label that identifies this local entity, and might change.

Group ID:

☐ Edit the ID

ID is the unique identifier for this local entity. It should be short and simple, and might have character restrictions. The ID should rarely change, if ever.

Description:

Description contains notes about the local entity, which could include: what the local entity represents, why it was created, etc.

[Hide advanced properties](#) ^

Assign privileges to everyone:

☐ VIEW

☐ ATTRIBUTE READ

Select which privileges should be public for everyone. This is the same as assigning a privilege to EveryEntity.

Save

Cancel

Local entity icon:

[Home](#) > [Root](#) > testB

testB

More ▾

Folder contents

Privileges

More ▾

Filter for:

Apply filter

Reset

Name ▾

 Up one folder

 someLocalEntity


 testGroup2

Show:

100 ▾

[View an entity](#)

Home > testEntity

testEntity

+ Add to a group

More actions ▾

Unique ID: 5d27523ac12d43118804ad72d4373759

Name: test:testEntity

Description:

More ▾

Memberships

Privileges

Group privileges

Folder privileges

Attribute privileges

More ▾

The following table lists all groups in which testEntity is a member.

Filter for: All groups ▾

Group name

Apply filter

Reset

Remove selected groups


<input type="checkbox"/>	Folder	Group name	Membership	
<input type="checkbox"/>	test	testGroup4	Direct	Actions ▾

Show: 100 ▾

Showing 1-1 of 1 · First | Prev | Next | Last

Menu has entity options

Home > testEntity

testEntity

+ Add to a group

More actions ▾

Unique ID: 5d27523ac12d43118804ad72d4373759

Name: test:testEntity

Description:

More ▾

Memberships

Privileges

Group privileges

Folder privileges

Attribut

The following table lists all groups in which testEntity is a member.

Filter for: All groups ▾

Group name

Remove selected groups

<input type="checkbox"/>	Folder	Group name	Membership
--------------------------	--------	------------	------------

Add to my favorites

Permissions

Attribute assignments

View membership audit log

View action audit log

View privilege audit log

Delete local entity

Edit local entity

Visualization

Delete a local entity

Success: the local entity was deleted

+ Create new group

Quick links

My groups
My folders
My favorites
My services
My activity
Miscellaneous

Browse folders

Root
+ aStem
+ etc
+ test

Home > Root > test

test

More

Folder contents

Privileges

More

Filter for:

Folder, group, or attribute name

Apply filter

Reset

Name

Up one folder

test2

testGroup4

testGroup5

Edit a local entity

testLocalEntity

Edit local entity

Group name:

Name is the label that identifies this group, and might change.

Group ID:

ID is the unique identifier for this group. It should be short and simple, and rarely change, if ever.


Description:

Description contains notes about the group, which could include: what the

Show advanced properties ▾

There is a privilege tab

Home > Root > test > testLocalEntity

 **testLocalEntity**

Unique ID: fc919030ccb04512af5c4ea5612d76fa

Name: test:testLocalEntity

Description: desc

More ▾

Memberships

Privileges

Group privileges

Folder privileges

Attribute privileges

More ▾

+ Add to a group

More actions ▾

The following table lists all groups in which testLocalEntity is a member.



Filter for: All groups ▾

Group name

Apply filter

Reset

Remove selected groups

<input type="checkbox"/>	Folder	Group name	Membership	
<input type="checkbox"/>	 test	 testGroup4	Direct	Actions ▾

Showing 1-1 of 1 · First | Prev | Next | Last

Only entity privileges can be assigned

Home > Root > test > testLocalEntity

+ Add members
More actions ▾

Unique ID: fc919030ccb04512af5c4ea5612d76fa
Name: test:testLocalEntity
Description: desc
More ▾

MembershipsPrivilegesGroup privilegesFolder privilegesAttribute privilegesMore ▾

The following table lists all entities with privileges on this local entity.

Filter for:

Update:

<input type="checkbox"/> Entity name ▾	Admin	Attribute read	Attribute update	View
<input type="checkbox"/> my name is test.subject.0				✓
<input type="checkbox"/> my name is test.subject.1		✓		✓

Show:
Showing 1-2 of 2 · [First](#) | [Prev](#) | [Next](#) | [Last](#)

Web services

Note: all web service changes are also available in the [Grouper client](#).

You can create a local entity (or edit, delete), with the [GroupSave](#) web service and add typeOfGroup.

```
{
  "WsRestGroupSaveRequest": {
    "wsGroupToSaves": [
      {
        "wsGroup": {
          "description": "desc1",
          "displayExtension": "displ",
          "name": "aStem:whateverGroup",
          "typeOfGroups": "entity"
        },
        "wsGroupLookup": {
          "groupName": "aStem:whateverGroup"
        }
      }
    ]
  }
}
```

You can also use the [FindGroups](#) web service to find entities:

```
{
  "WsRestFindGroupsRequest": {
    "wsQueryFilter": {
      "typeOfGroups": "entity",
      "queryFilterType": "FIND_BY_GROUP_NAME_APPROXIMATE",
      "stemName": "aStem",
      "groupName": "aGr"
    }
  }
}
```
