

idp-support-personalized-access

This instruction applies to identity provider (IdP) metadata only.



Important considerations when working with the "Access" categories

IdP Operator: if a service provider is registered with more than one (Anonymous Access, Pseudonymous Access, Personalized Access categories, Research and Scholarship), you have the discretion to decide which category applies when releasing user information.

To declare support for the [REFEDS Personalized Access](#) entity category:

Log in to [Federation Manager](#) and click your SP's entity ID in the list of Existing Identity Providers.

Click "Entity Attributes" from the left navigation. The Entity Attributes section appears.

Contacts

User Interface Elements

Error URL

IdP SSO Settings

Signing/Encryption Keys

Entity Attributes

Metadata Export Options

Attribute Authority

Review and Submit

Check the box under the Assert Column for the row labeled **REFEDS Personalized Access Support**. Make sure the **"Hide from Discovery"** Entity Attribute is unchecked. If your user can't find your IdP from the list of available SSO options in the Discovery Service, they can't use it to sign in to participate in academic collaboration.

Working with SAML metadata

- [Manage metadata export options](#)
- [Qualifications and Capabilities \(Entity Attributes, etc.\)](#)
- [SAML Representation of InCommon Metadata](#)
- [Requested Attributes](#)
- [Entity ID](#)
- [Scope](#)
- [Contacts information](#)
- [IdP SSO Settings \(IDPSSODescriptor\)](#)
- [SP SSO Settings \(SPSSODescriptor\)](#)
- [Signaling Encryption Method Support for a Service Provider](#)

Related content











- [Identity Provider - Declare Research and Scholarship support](#)
- [Identity Provider - Declare Anonymous Access support](#)
- [Identity Provider - Declare Pseudonymous Access support](#)
- [Service Provider - Register for the Personalized Access category](#)
- [Service Provider - Register for the Pseudonymous Access category](#)
- [Service Provider - Register for the Anonymous Access category](#)
- [Identity Provider - Declare Personalized Access support](#)
- [Configure IdP to release R and S attributes](#)
- [Requirements to use Federation Manager](#)
- [What's New in Federation Manager](#)

Get help

Can't find what you are looking for?

[help](#) [Ask the community](#)

EntityAttributes

Assert		Display Name	Name	Value
		Hide From Discovery	http://macedir.org/entity-category	http://refeds.org/category/hide-from-discovery
		REFEDS Research and Scholarship Support	http://macedir.org/entity-category-support	http://refeds.org/category/research-and-scholarship
		REFEDS Anonymous Access Support	http://macedir.org/entity-category-support	https://refeds.org/category/anonymous
		REFEDS Pseudonymous Access Support	http://macedir.org/entity-category-support	https://refeds.org/category/pseudonymous
		REFEDS Personalized Access Support	http://macedir.org/entity-category-support	https://refeds.org/category/personalized

Remember to navigate to "Review and Submit" to submit your entity for publication. Your changes won't be published to the InCommon metadata until you submit it for publication.

Resources

[REFEDS Anonymous, Pseudonymous and Personalized Access FAQ](#)

Official [REFEDS Anonymous Access](#) entity category definition

Official [REFEDS Pseudonymous Access](#) entity category definition

Official [REFEDS Personalized Access](#) entity category definition