

# Registration Guide

This document lists the steps to follow to register an identity with Internet2 Identity Services.

1. [Starting Registration](#)
2. [Select your Identity Provider](#)
3. [Internet2 Guest Accounts Redirected to Cirrus](#)
4. [Login with your Identity Provider](#)
5. [Proceed to registration \(If it appears\)](#)
6. [Add some details about yourself](#)
7. [Agree to terms and conditions](#)
8. [Email Verification](#)
9. [Success!](#)

## Starting Registration

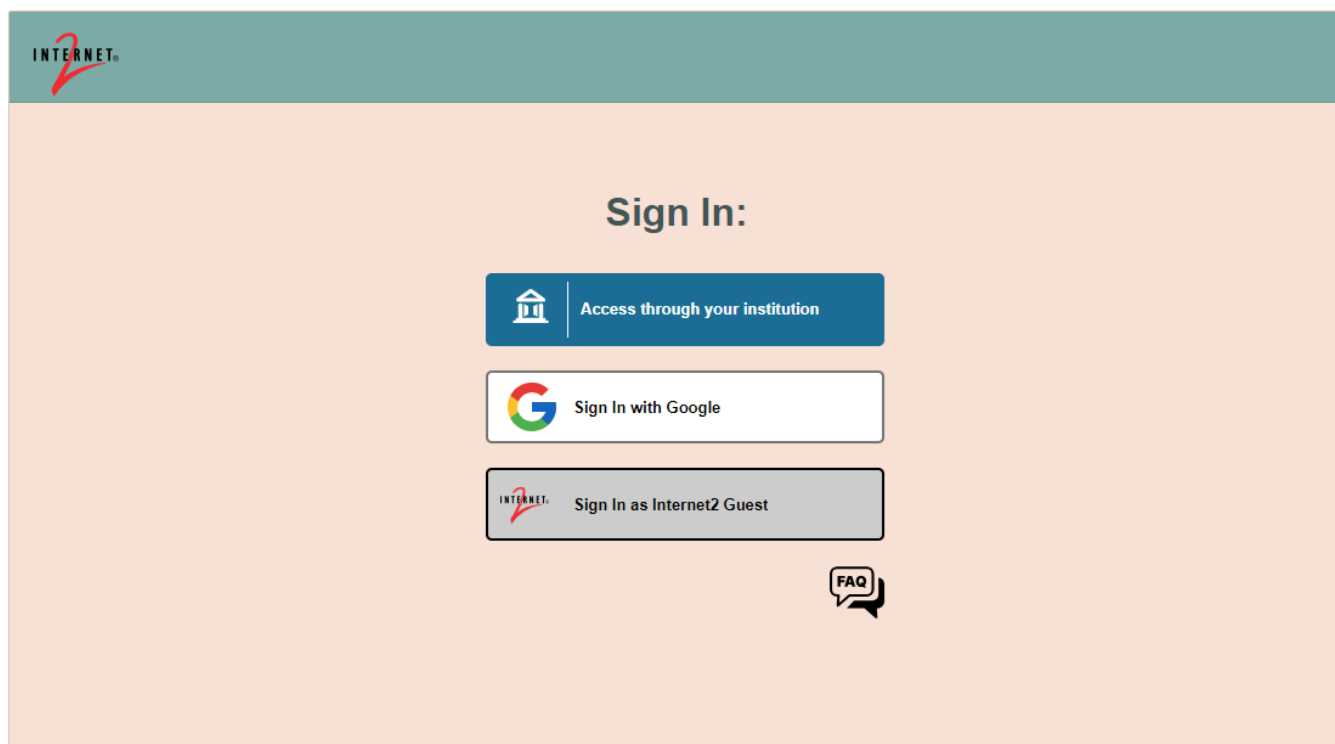
Visit any participating service and log in or click the link below to automatically begin registration.

[Begin Registration](#)

## Select your Identity Provider

Select your Identity Provider.

- You can choose from known institutions in the "Access through your institution" button. This will redirect you to your home IdP for authentication.
  - **Note:** The list of institutions is provided by the SeamlessAccess service and includes all known institutions that support federation. Institutions that are only in the OpenAthens federation are currently in the list, but are not supported by Internet2.
- You can choose to sign in with a Google Account.
- You can choose to sign in as an Internet2 Guest (if creating a new guest account, just restart the registration using the 'Internet2 Guest' Option after creating your guest account).



## Internet2 Guest Accounts Redirected to Cirrus

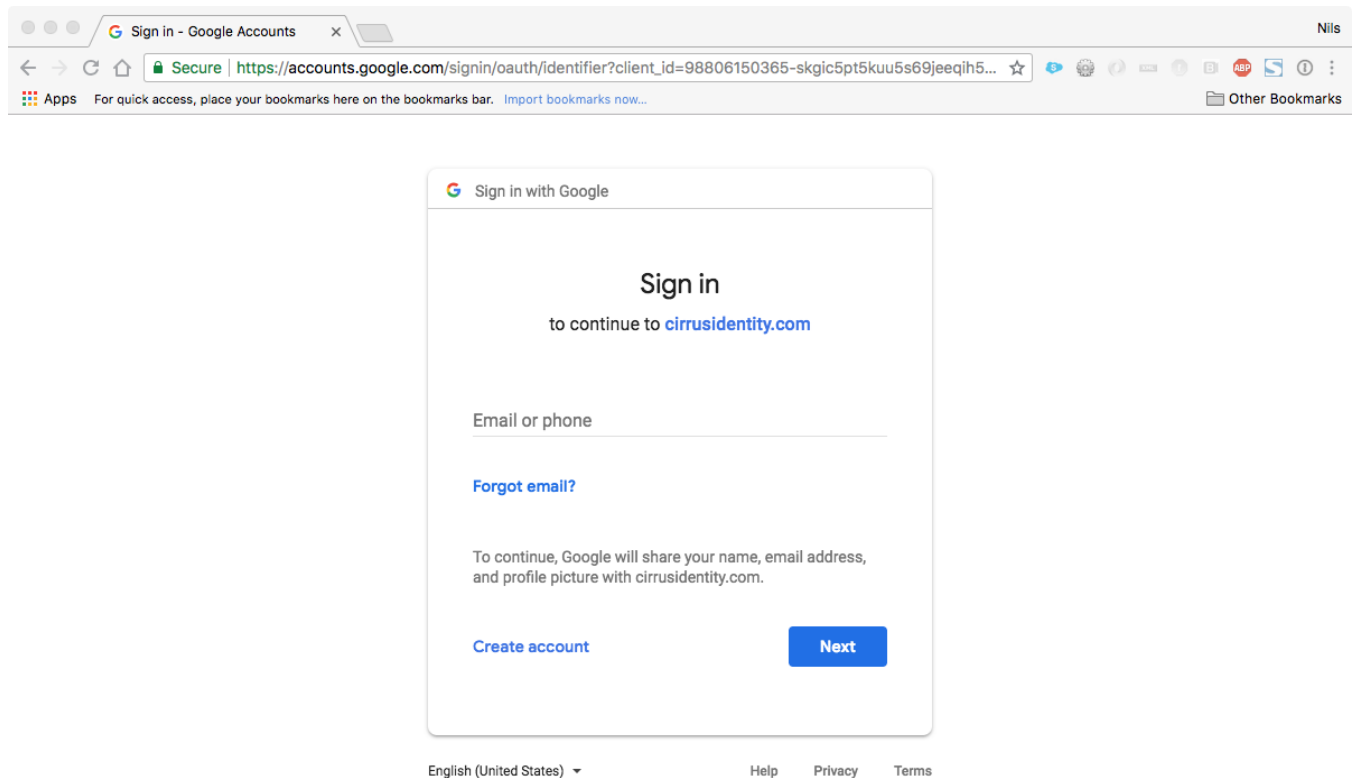
After clicking 'Sign In as Internet2 Guest', you will be redirected to Cirrus which will complete the rest of your registration. Follow the instructions on the [Internet2 Guest Guide](#). You do not need to follow any of the remaining steps below.

--- Internet2 Guests STOP HERE ---

## Login with your Identity Provider

Log in using the credentials you use with your home IdP.

(The image below is an example of using Google as your home IdP, your image will be specific to your own IdP)



The screenshot shows a web browser window with the title "Sign in - Google Accounts". The address bar shows a secure connection to [https://accounts.google.com/signin/oauth/identifier?client\\_id=98806150365~skgic5pt5kuu5s69jeeqih5...](https://accounts.google.com/signin/oauth/identifier?client_id=98806150365~skgic5pt5kuu5s69jeeqih5...). The main content area displays the "Sign in with Google" interface. It features a "Sign in" heading followed by "to continue to [cirrusidentity.com](https://cirrusidentity.com)". Below this is a text input field labeled "Email or phone". A link for "Forgot email?" is positioned below the input field. A message states: "To continue, Google will share your name, email address, and profile picture with cirrusidentity.com." At the bottom of the form, there is a "Create account" link and a blue "Next" button. The footer of the page includes a language selector set to "English (United States)", and links for "Help", "Privacy", and "Terms".

## Proceed to registration (If it appears)

Once authenticated, Identity Services will determine if you are an existing user in the COmanage registry.

**(Note: If you receive an error with a yellow banner at the top "Your last login as...", then you have already registered.)**

If prompted, click the "Proceed to Registration" button.


COmanage Registry: lcmpreg x Nils

Secure | <https://comanage.at.internet2.edu/registry/pages/public/lcmpreg?sp=https%3A%2F%2Fspaces.at.inter...>

Apps For quick access, place your bookmarks here on the bookmarks bar. [Import bookmarks now...](#) Other Bookmarks

LOGIN ➔

# COmanage Registry



You have reached this page because you have not registered for the Internet2 Collaboration Platform.

Registration requires providing some basic information and verifying your email address.

Please click the button below to begin.

If you have any questions, please email [collaboration-support@internet2.edu](mailto:collaboration-support@internet2.edu).

[Proceed to registration >>](#)

Powered by  COmanage™

## Add some details about yourself

You will be prompted to enter some information about yourself. Given name and family name are required.

Please consider adding as much information as you can. This will help us identify you better (to ensure you have a verifiable identity).



## Self Signup

IMPORTANT: This information is used to uniquely identify you and securely communicate to you. This information is tied to your current authentication. DO NOT provide another person's information here. This registry does not support shared or service accounts. Please provide an email address that only you use. Avoid using a mailing list or a shared email address.

Name*	Honorific
	<input type="text" value="Dr."/>
	Given Name *
	<input type="text" value="Ted"/>
	Middle Name
	<input type="text"/>
	Family Name *
	<input type="text" value="Geisel"/>
	Suffix
	<input type="text"/>

Email*	Email *
Email address	<input type="text" value="tsg@dartmouth.edu"/>

Organization	Organization
Organization Name	<input type="text" value="Dartmouth College"/>

\* denotes required field

SUBMIT

### Enrollment Flow

- ✓ Start
- ✓ Select Org Identity
- ➔ Collect Petitioner Attributes
- Agree to Terms and Conditions
- Finalize
- Provision
- Select Org Identity

## Agree to terms and conditions

You must click the 'Review Terms and Conditions' on both entries before you can check the 'I Agree' boxes.



## Self Signup

### Agree to Terms and Conditions

You must agree to the following Terms and Conditions before continuing.

#### Apache 2 License

☒ Review Terms and Conditions

☐ I Agree

#### Internet2 Intellectual Property Agreement

☒ Review Terms and Conditions

☐ I Agree

\* denotes required field

SUBMIT

### Enrollment Flow

- ✓ Start
- ✓ Select Org Identity
- ✓ Collect Petitioner Attributes
- ➔ Agree to Terms and Conditions
- Finalize
- Provision
- Select Org Identity

## Email Verification

You will be prompted to enter a verification code from an email that is sent to the address you provided.

Subject: "**Internet2 Registration Verification**"

Note: If you don't see an email, check your Spam folder.

## Success!

You are now registered with Internet2 Identity Services.