


# Grouper rules pattern - Send email after new membership

<a href="#">Wiki Home</a>	<a href="#">Download Grouper</a>	<a href="#">Grouper Guides</a>	<a href="#">Community Contributions</a>	<a href="#">Developer Resources</a>	<a href="#">Deployment Guide</a>
---------------------------	----------------------------------	--------------------------------	---	-------------------------------------	----------------------------------

Assign this rule to the group that has the membership to be added.

Home > Root > test > testGroupAddNotification

 **testGroupAddNotification**

More actions ▾










More ▾

MembersPrivilegesMore ▾

Attribute assignments

+ Assign attribute

The following table lists all attributes assigned to this group

Assignment type	Attribute name	Enabled?	Assignment values
Direct assignment	 rule	enabled	
Metadata on assignment	 ruleActAsSubjectId	enabled	GrouperSystem ▾
Metadata on assignment	 ruleActAsSubjectSourceId	enabled	g:isa ▾
Metadata on assignment	 ruleCheckType	enabled	flattenedMembershipAdd ▾
Metadata on assignment	 ruleThenEnum	enabled	sendEmail ▾
Metadata on assignment	 ruleThenEnumArg0	enabled	mchyzer@yahoo.com ▾
Metadata on assignment	 ruleThenEnumArg1	enabled	Person added to group whatever ▾
Metadata on assignment	 ruleThenEnumArg2	enabled	Hello,\n\nJust letting you know \${safeSubject.name} was added to the group \${gro
Metadata on assignment	 ruleValid	enabled	T ▾

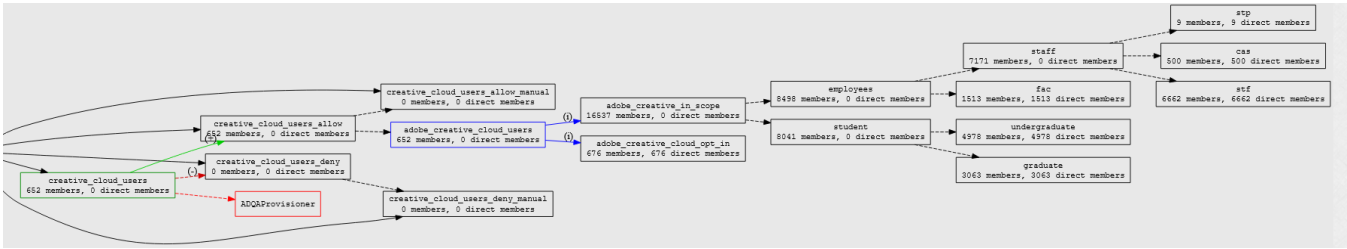
## Welcome emails

By changing the above configuration slightly, one can send out welcome emails to someone who is added to a group. In our implementation, we added the rules notification to the policy group that is provisioned, so as to take into consideration any deny groups.

Attribute	Value
etc:attribute:rules:ruleActAsSubjectId	GrouperSystem
etc:attribute:rules:ruleActAsSubjectIdentifier	g:isa
etc:attribute:rules:ruleCheckType	flattenedMembershipAdd
etc:attribute:rules:ruleThenEnum	sendEmail
etc:attribute:rules:ruleThenEnumArg0	\${ (safeSubject.emailAddress?safeSubject.emailAddress:'fallback-email-address@example.com') }

etc:attribute:rules:ruleThenEnumArg1	Email Subject....
etc:attribute:rules:ruleThenEnumArg2	Hello \${safeSubject.name}, \n\n Some Welcome Text

For our use case, we wanted to configure a welcome email to go out when someone opted into a group, in this case for Adobe Creative Cloud, assuming they are in scope to opt into the group. Below is a visualization of our configuration.



The welcome email is configured on the provisionable Grouper group called "creative\_cloud\_users." The "adobe\_creative\_cloud\_opt\_in" Grouper group is a group that anyone can opt-in if they are a member of the the "adobe\_creative\_in\_scope" group. As you can see in the image above, there are 16k eligible people who could opt-in to the Adobe Creative Cloud Grouper group, but only 676 have, of which only 652 are eligible; I pre-loaded people into the "adobe\_creative\_cloud\_opt\_in" group which is why there are 676 members but only 652 are eligible.

**Note:** when you first create a Grouper group that has a rule on it, a daemon will be created in a few minutes called "CHANGE\_LOG\_consumer\_grouperRules." To troubleshoot grouperRules, review the logs from this daemon.

## HTML welcome emails

To send out HTML welcome emails, one needs to perform the above but make the following edits:

1. Ensure that etc:attribute:rules:ruleThenEnumArg2 has valid HTML including doctype; see below for an example

Example valid HTML for etc:attribute:rules:ruleThenEnumArg2

```
<!DOCTYPE html>
<html lang="en">
<head>
<title>Welcome to the X group</title>
</head>

<body>
<p>Hello ${safeSubject.name},</p>

<p>Welcome to the X group</p>

</body>

</html>
```