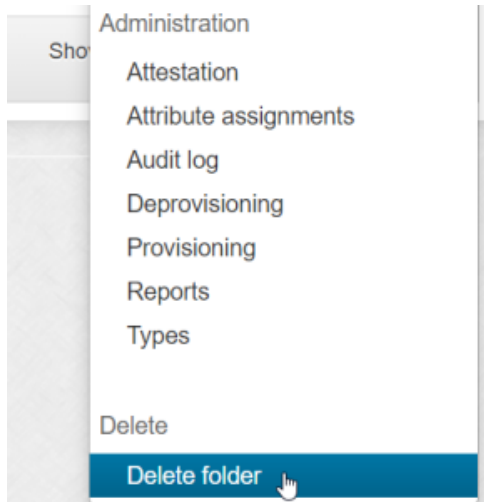


Grouper UI - Delete Folder

Wiki Home	Grouper Release Announcements	Grouper Guides	Grouper Deployment Guide	Community Contributions	Internal Developer Resources
---------------------------	---	--------------------------------	--	---	--

This wizard is in the Folder More actions menu "Delete Folder"

You still need ADMIN on the folder to see this button, even if you are deleting subobjects only.



Obliterate a folder


To delete a folder and all subobjects you must have (note, if you are a grouper admin you can obviously delete folders):

1. ADMIN on the folder
2. ADMIN on all groups/folders/attributes in that folder and subfolders

You will not see the option to obliterate if you do not have all these things

Only Grouper admins can delete point in time. Other users will not see this option.

[Home](#) > [Root](#) > test

 **test**

Delete

You are about to delete this folder or objects in this folder. **You cannot undo this operation. Proceed with caution**

Delete some or all objects

Delete all 21 objects including this folder

In order to delete this folder, you need to delete all objects in this folder. You can select which types of objects to delete.

Delete point in time auditing

No, do not delete point in time

Point in time auditing stores a partial history of objects. If you do not need to keep this history, then delete it. This frees up storage in the database.

Are you sure?

Yes, I am sure, proceed with the 'delete'

This is a permanent operation, you cannot undo. Proceed with caution.

Delete

Cancel

Resulting screen:


Success: 8 folders were deleted
Success: 8 groups were deleted
Success: 4 attribute definitions were deleted
Success: 4 attribute names were deleted
Success: the delete operation finished successfully

+ Create new group

Quick links

My groups
My folders
My favorites

Home > Root

 **Root**

More

Folder contents

Privileges

More

Delete certain types of objects in a folder

Note: you need the appropriate ADMIN privileges on any objects you are deleting. The counts should match how many objects you have ADMIN on, though it does not see if the folders are or will be empty for that count.

test

Delete

You are about to delete this folder or objects in this folder. **You cannot undo this operation. Proceed with caution**

Delete some or all objects

Delete certain types of objects ▼

In order to delete this folder, you need to delete all objects in this folder. You can select which types of objects to delete.

Folder scope

Delete all objects in this folder or subfolders ▼

Delete objects in this folder and all subfolders (default) or only groups directly in this folder

Delete 9 folders if they are empty

No, do not delete empty folders ▼

Delete any folders in this folder which do not have any objects inside

Delete 4 groups

No, do not delete groups ▼

If groups should be deleted inside this folder

Delete group memberships from 4 groups

No, do not delete group memberships ▼

If group memberships should be deleted for groups in this folder

Delete 4 attribute definitions

No, do not delete attribute definitions ▼

If attribute definitions should be deleted inside this folder

Delete 4 attribute names

Yes, delete attribute names ▼

If attribute names should be deleted inside this folder

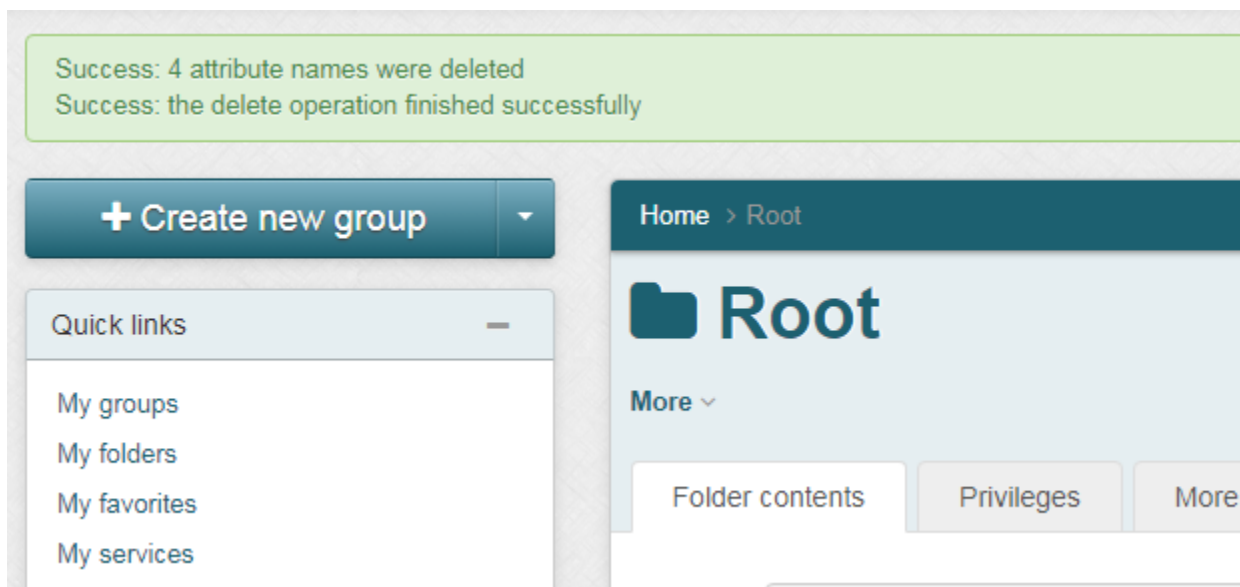
Are you sure?

Yes, I am sure, proceed with the 'delete' ▼

This is a permanent operation, you cannot undo. Proceed with caution.

Delete

Cancel



Long running task

The delete function runs in a thread and will return in 1 minute. If there are too many objects to delete, it will run in the background. Note: when it is complete, the folder will be deleted but no feedback will be given to the user. Check back to see the progress.

