

Grouper deprovisioning report

Wiki Home	Grouper Release Announcements	Grouper Guides	Grouper Deployment Guide	Community Contributions	Internal Developer Resources
---------------------------	---	--------------------------------	--	---	--

The Grouper Deprovisioning Report should be used in cases where a deprovisioning administrator doesn't deprovision certain memberships /privileges. This can be due to:


- Human intervention is required (someone wants to see it)
- The system of record is outside of Grouper and loaded in
- a group shouldn't be deprovisioned (e.g. lockout group)

The deprovisioning report can be viewed by the object admins (or to a user who has UPDATE/READ privileges for the group). You can initiate the Deprovisioning Report as shown here:

The screenshot shows the Grouper web interface for the 'wikiUsers' group. The breadcrumb trail is 'Home > Root > apps > wiki > wikiUsers'. The group name 'wikiUsers' is displayed with a logo. There are buttons for '+ Add members' and 'More actions'. The 'More actions' dropdown menu is open, showing options: 'Add to my favorites', 'Join group', 'Copy group', 'Delete group', 'Edit group', 'Edit composite', 'Move group', 'Export members', 'Import members', 'Remove all members', 'Attestation', 'Deprovisioning' (highlighted in blue), and 'View audit log'. Below the menu, there are tabs for 'Members', 'Privileges', and 'More'. The 'Members' tab is active, showing a message: 'The following table lists all entities which are members of this group.' There is a 'Filter for:' dropdown set to 'All members' and a search box labeled 'Member name'. A 'Remove selected members' button is present. Below this is a table with columns 'Entity name' and 'Membership'. The 'Entity name' column has a dropdown arrow. At the bottom, there is a 'Show:' dropdown set to '50' and a 'Showing' label.

Click on deprovisioning actions => deprovisioning report

Home > Root > apps > wiki > wikiUsers

 **wikiUsers**

More ▾

Members

Privileges

More ▾

+ Add members

More actions ▾

Deprovisioning report on group

Deprovisioning actions ▾

View deprovisioning settings

Edit deprovisioning settings

Deprovisioning main

Deprovisioning report

Clear last certify date


Run deprovisioning daemon

This report shows assignments to entities who have been deprovisioned. This means they no longer have the affiliation at your institution. Generally you could remove all access that deprovisioned entities have. Do this by checking the checkboxes and clicking "Remove access". If access should not be removed, then instead, click "Certify that these entries should remain". You will not receive an email about these privileges again until other entities are deprovisioned.

Note: there are no deprovisioned entities with memberships or privileges on this group

See the report, you can mark the report as certified or remove access

Home > Root > apps > wiki > wikiUsers

 **wikiUsers**

More ▾

Members

Privileges

More ▾

+ Add members

More actions ▾


Deprovisioning report on group

Deprovisioning actions ▾

This report shows assignments to entities who have been deprovisioned. This means they no longer have the affiliation at your institution. Generally you could remove all access that deprovisioned entities have. Do this by checking the checkboxes and clicking "Remove access". If access should not be removed, then instead, click "Certify that these entries should remain". You will not receive an email about these privileges again until other entities are deprovisioned.

Remove access

Certify that these entries should remain

<input checked="" type="checkbox"/>	Entity	Deprovisioned affiliations	Group Member?	Privileges
<input checked="" type="checkbox"/>	 my name is test.subject.0	employee	true	Read, Update