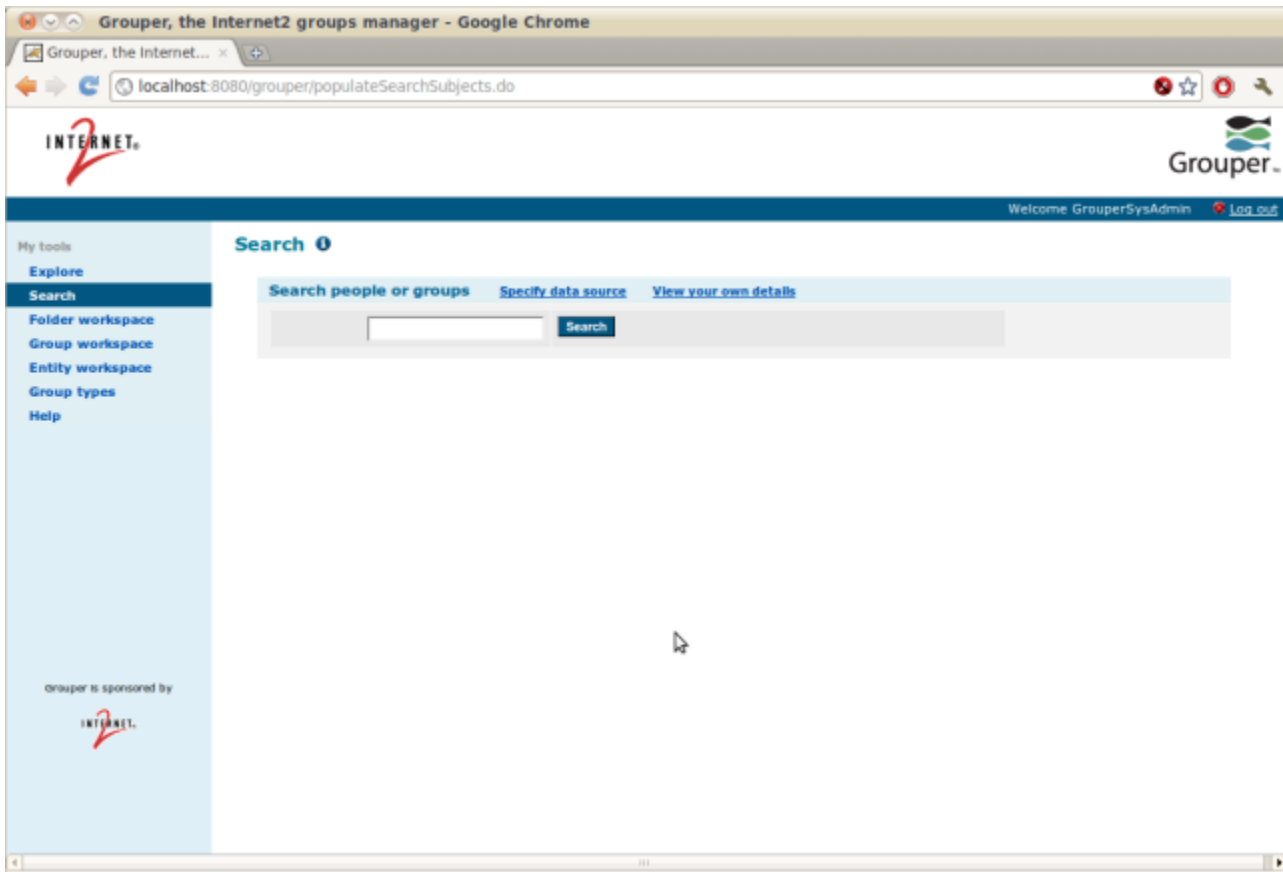


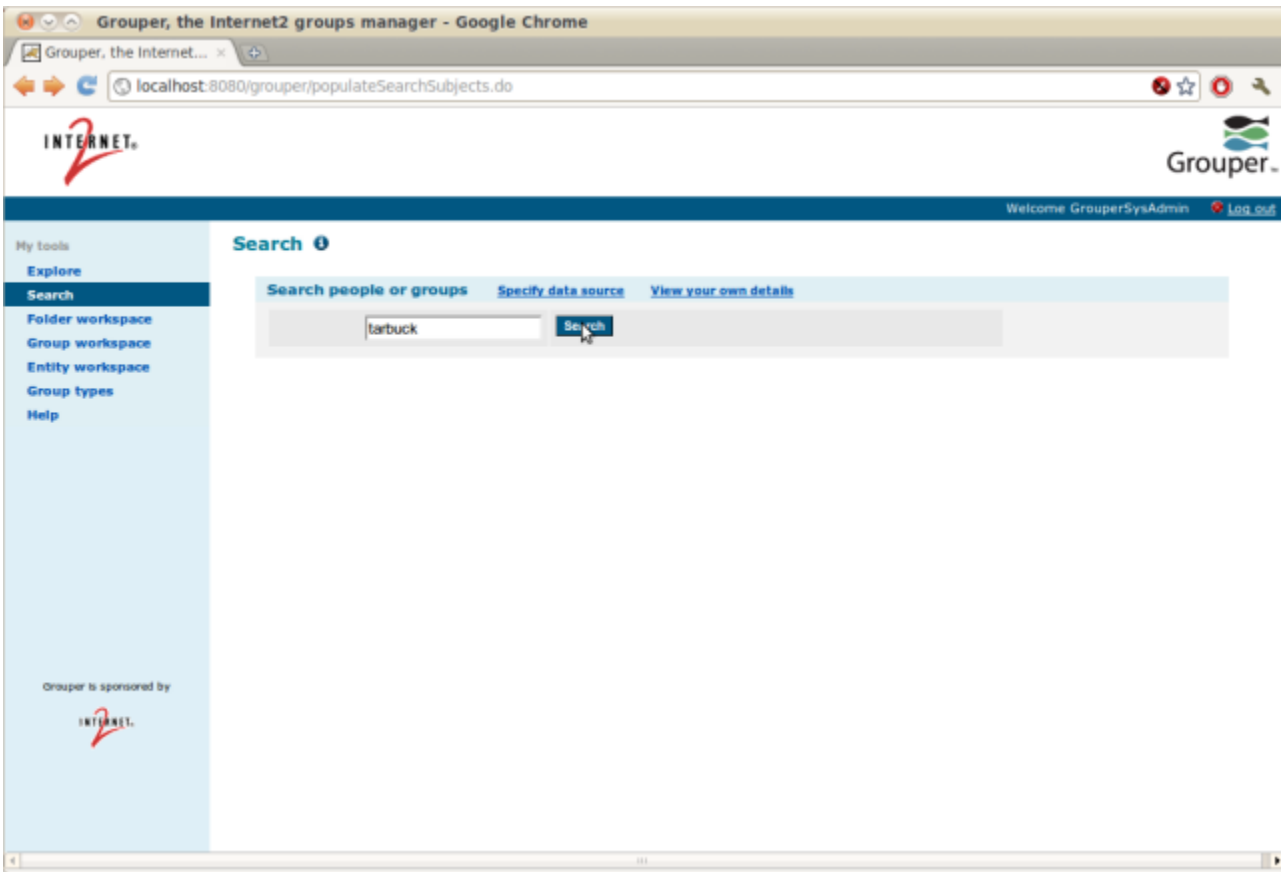
Grouper Book - Find an entity or a group by searching

Find an entity or a group by searching (requires VIEW privilege or greater)

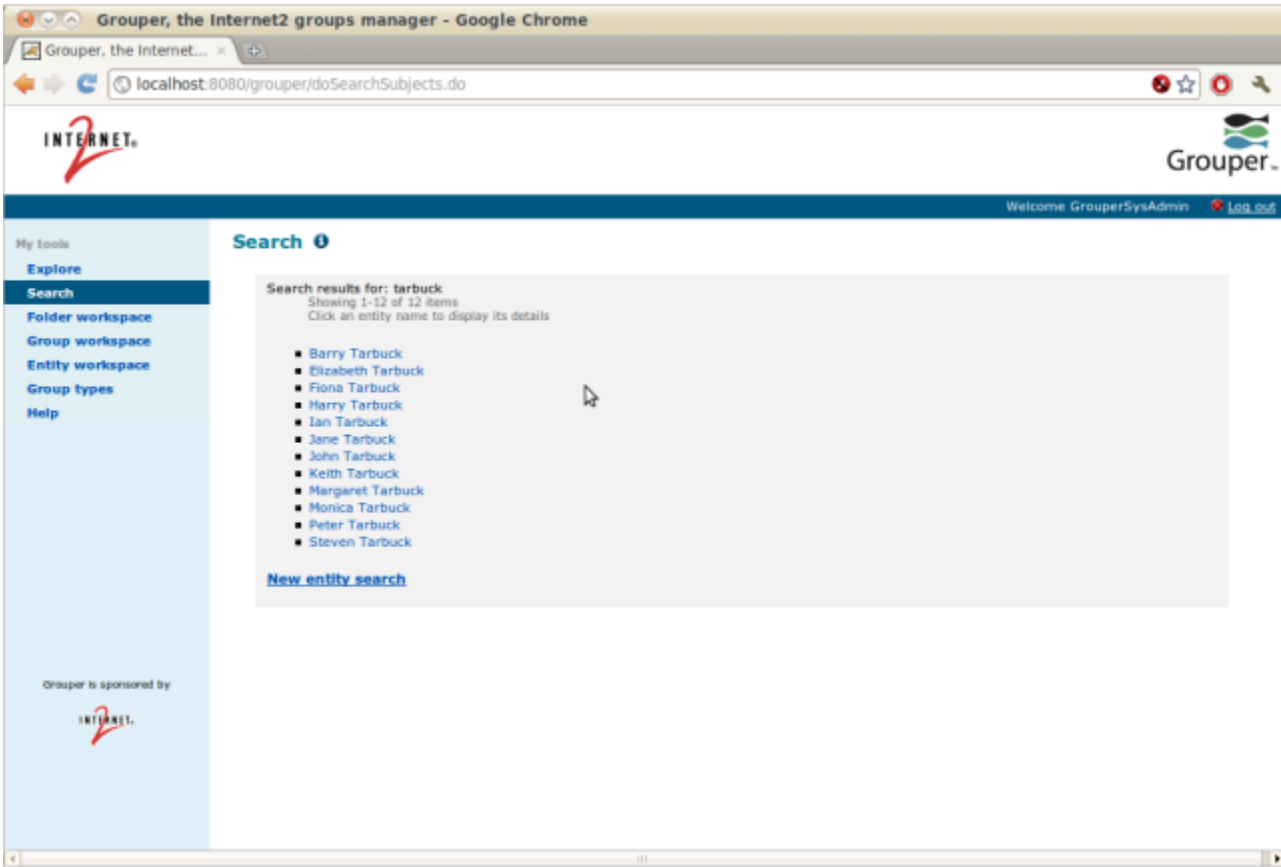
1. Click "Search" in the "My Tools" segment of the left menu



2. In the "Search people or groups" panel, type a search term. In this example we search for every entity with "tarbuck" in the name



3. Click the "Search" button, or press the Return key, to submit. A search results screen will appear



.. and here we search for arts.

The screenshot shows the Grouper web interface in a Google Chrome browser. The address bar displays 'localhost:8080/grouper/populateSearchSubjects.do'. The page features the Internet2 logo on the left and the Grouper logo on the right. A navigation menu on the left includes 'My tools', 'Explore', 'Search', 'Folder workspace', 'Group workspace', 'Entity workspace', 'Group types', and 'Help'. The main content area is titled 'Search 0' and contains three links: 'Search people or groups', 'Specify data source', and 'View your own details'. A search input field contains the text 'arts', and a 'Search' button is positioned to its right. At the bottom left, a note states 'Grouper is sponsored by' followed by the Internet2 logo. The browser's status bar at the bottom shows 'localhost:8080/grouper/index.html#'.

The screenshot shows the Grouper search results page. The address bar displays 'localhost:8080/grouper/doSearchSubjects.do'. The page layout is consistent with the previous screenshot. The main content area is titled 'SEARCH Entity details 0'. Below this, it displays 'Search results for: arts' and 'Showing 1-7 of 7 items'. A list of seven search results is shown, each preceded by a small icon representing a group: 'QS University of Bristol:Academic faculties:Arts:Administrators', 'QS University of Bristol:Academic faculties:Arts:Staff', 'QS University of Bristol:Academic faculties:Arts:staff - staff_mail_exc', 'QS University of Bristol:Academic faculties:Arts:staff mail excludes', 'QS University of Bristol:Academic faculties:Arts:staff mail includes', 'QS University of Bristol:Academic faculties:Arts:Staff mail list', and 'QS University of Bristol:Academic faculties:Arts:Students'. A link for 'New entity search' is located below the list. The browser's status bar at the bottom shows 'localhost:8080/grouper/index.html#'.

4. In the results list, click an entity name or a group path to view the Entity Details screen for your selection

- If you have selected a group, you can click "View Group Summary" near the bottom of the summary panel to go to the Group Summary screen, which includes additional options for working with information related to that group. (The options shown will be based upon your privilege level for the group). In this example we click on the **QS University of Bristol:Academic faculties:Arts:Staff** group and then click the "View Groups Summary" link

The screenshot shows the Grouper web interface in a Google Chrome browser. The page title is "Grouper, the Internet2 groups manager - Google Chrome". The URL is "localhost:8080/grouper/populateSubjectSummary.do?returnToLinkKey=subject.action.return-results&id=e947c32b-fed2-4fab-9556-7cbf7". The page features the Internet2 logo on the left and the Grouper logo on the right. A navigation menu on the left includes "My tools", "Explore", "Search", "Folder workspace", "Group workspace", "Entity workspace", "Group types", and "Help". The main content area is titled "Entity details" and displays the following information:

Name	Staff
Path	QS University of Bristol:Academic faculties:Arts:Staff
ID path	qsuob:faculties:artf:staff
Alternate ID path	
ID	staff
Created	Thu Jul 13 16:26:13 BST 2006
Creator ID (entity ID)	GrouperSystem
Creator entity type	application
Last editor ID (entity ID)	GrouperSystem
Last editor entity type	application
Last edited	Fri May 14 13:12:32 BST 2010
Entity type	group
UUID	e947c32b-fed2-4fab-9556-7cbf7e5477f0

Below the table, there are several links: "Add to Entity workspace", "Action audit", "Membership audit", "Privilege audit", "New entity search", and "Back to list of entities". A "View group summary" link is also present and highlighted with a mouse cursor.

At the bottom, there is a section titled "Memberships and privileges for this entity" with two radio button options: "Show groups where this entity is an DIRECT member" (selected) and "Show groups where this entity is an INDIRECT member".

Grouper, the Internet2 groups manager - Google Chrome

localhost:8080/grouper/populateGroupSummary.do?groupId=e947c32b-fed2-4fab-9556-7cbf7e5477f0&changeMode=true

INTERNET2 Grouper

Welcome GrouperSysAdmin Log out

My tools

EXPLORE

Group summary ⓘ

Current location is: Root: QS University of Bristol: Academic faculties: Arts: Staff

Name	Staff
Path	QS University of Bristol:Academic faculties:Arts:Staff
Description	
ID	staff
ID Path	qsuob:faculties:artf:staff
Alternate ID Path	
UUID	e947c32b-fed2-4fab-9556-7cbf7e5477f0
Types	<input checked="" type="checkbox"/> base <input type="checkbox"/> members List field

Show entities with ADMIN privilege

[Delete](#) [Add to Group workspace](#) [Edit group](#) [Manage members](#) [Add members](#) [Manage members like](#)

[Show as factor](#) [Move group](#) [Copy group](#) [Audit log](#) [View entity details](#)

Grouper is sponsored by INTERNET2

If you cannot see an entity or group, you may lack permission to view it (we're logged in as GrouperSystem, so this won't happen). Try modifying your search, or contact your administrator