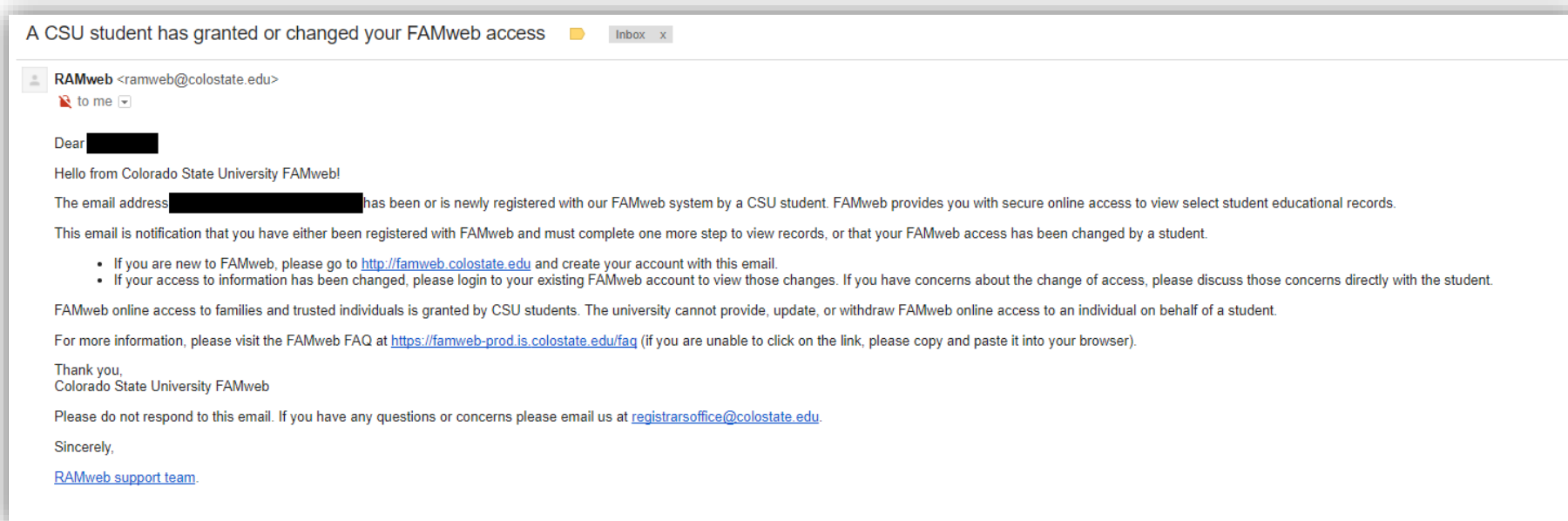
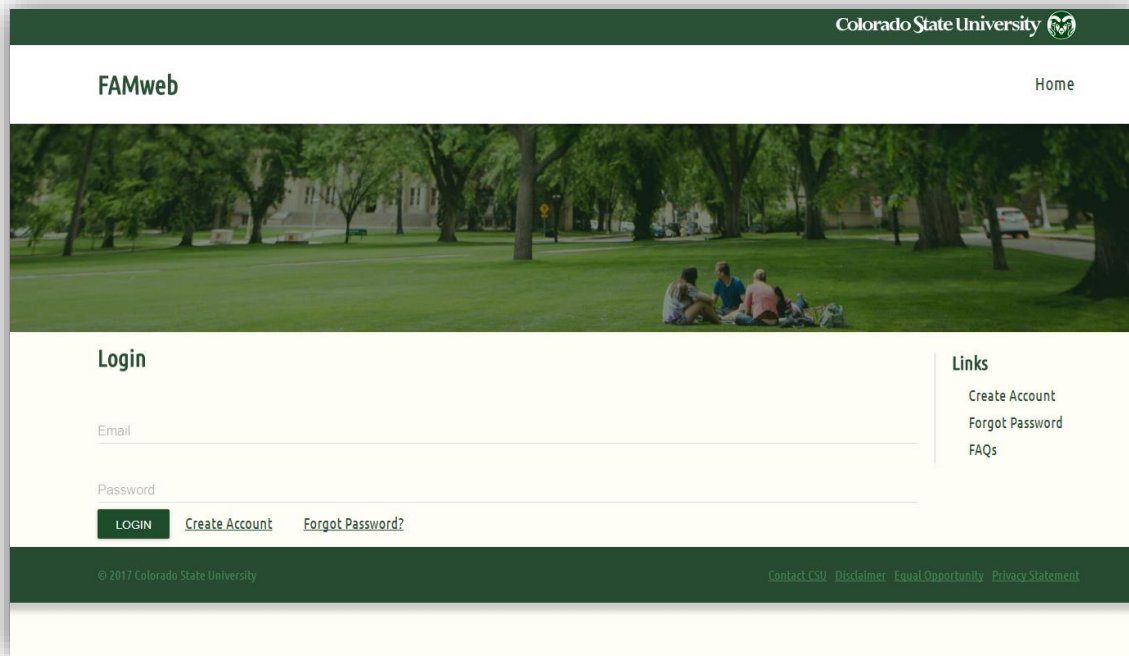


Activating Your FAMweb Account:

1. Students begin the process by granting access to FAMweb through their RAMweb account. Detailed student directions can be found [here](#).
2. After a student grants access to FAMweb, new users will receive an email (see image below) from RAMweb@colostate.edu. If you do not receive an email, please ask your student to double-check their RAMweb account and ensure that your email address was entered correctly and that access has been granted. Receiving the email confirms that the process was successfully completed by the student, and also prompts next steps.



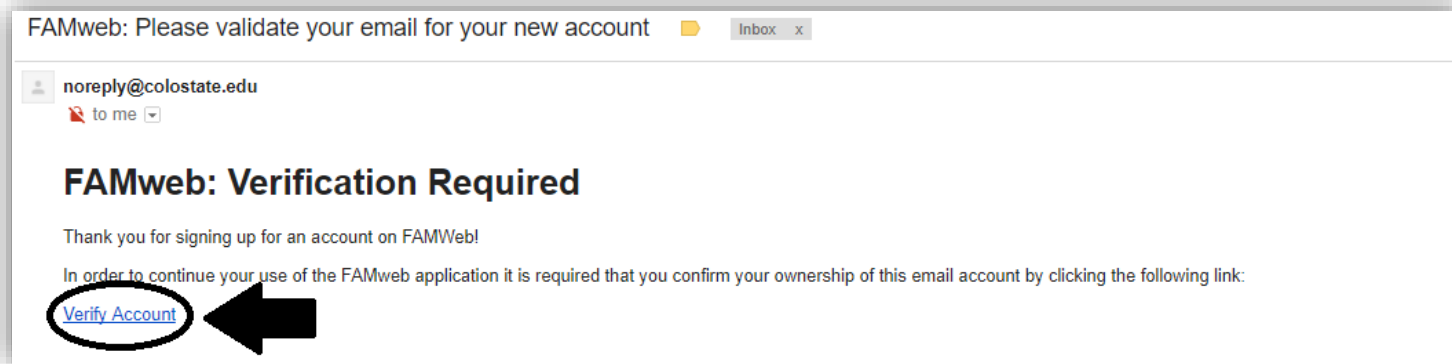
3. Follow the link within the email to <http://famweb.colostate.edu> (see image below) and complete the account creation process.



4. On the right side of the page, click "Create Account".
5. On the "Create Account" page, enter in needed information (see image below)– please confirm that the email address entered is the one that your student used to grant access through RAMweb.


A screenshot of the 'Create Account' page. The page has a white background with a dark green header containing the text 'Create Account'. Below the header, there are four rows of input fields. The first row has 'Email' and 'Confirm Email'. The second row has 'First Name' and 'Last Name'. The third row has 'Password' and 'Confirm Password'. The fourth row has 'Security Question' and 'Answer'. At the bottom left, there is a dark green button with the text 'SUBMIT' in white.

- By clicking “Submit”, an email (see image below) will prompt verification of your ownership of this email account. Open the email, click the “Verify Account” link within the email text.



- Once verification is successful (see image below), return to <http://famweb.colostate.edu> and log-in on the FAMweb homepage (see second image below), using your email address and newly created password.





Login

Email

Password

LOGIN

[Create Account](#)

[Forgot Password?](#)

Links

[Create Account](#)

[Forgot Password](#)

[FAQs](#)

- Indicate you have read and agree to the FERPA notice (see image below), then click "Submit". For more information on FERPA, please see the [Registrar's Office website](#).

Logged in as: [REDACTED]

FERPA

In accordance with The Family Educational Rights and Privacy Act (FERPA),

20 U.S.C. 1232g, and implementing regulations, 34 C.F.R. Part 99, section 99.31(a)(1), you are hereby notified that all information obtained through this website is provided by the student upon the condition that you will not disclose the information to any other party, nor permit any other party access to this record, without the prior consent of the student.

(You will be asked to respond to this annually.)

Please check this box to indicate you have read the above notice and agree to it. You must check the box and click submit to continue.

I agree

SUBMIT

If you do not agree click the link below:

[I DO NOT AGREE](#)

9. Welcome FAMweb! You have now successfully activated your account! The home screen should include your student's name and items your student chose to share with you (see example image below). If you do not see an item you were expecting to have access to, please contact your student and ask them to check their RAMweb account to ensure the appropriate permissions were granted. Remember, your student can choose to change permissions at any time – if you notice a change in the future, connect with your student for clarification.

FAMweb Home Logout

Logged in as: [REDACTED]

Students

[REDACTED]

Access	Date Granted
Billing Information	[REDACTED]
Financial Aid	[REDACTED]
Grades For Last Completed Term	[REDACTED]
Tax Information	[REDACTED]
Unofficial Transcript	[REDACTED]
Weekly Class Schedule	[REDACTED]

Privacy Policies

The information accessible from this page is subject to the [Student Privacy \(FERPA\) Policies](#) and the [Office of Financial Aid Privacy Policy](#).

Menu

- Home
- Edit Profile
- Logout
- FAQs

Links

- Academic Calendar
- Campus Map
- Cost of Attendance
- Parent & Family Programs
- RamCash
- Registrar
- Office of Financial Aid
- Tuition Calculator