

InCommon®



Grouper™

Base Camp 2021

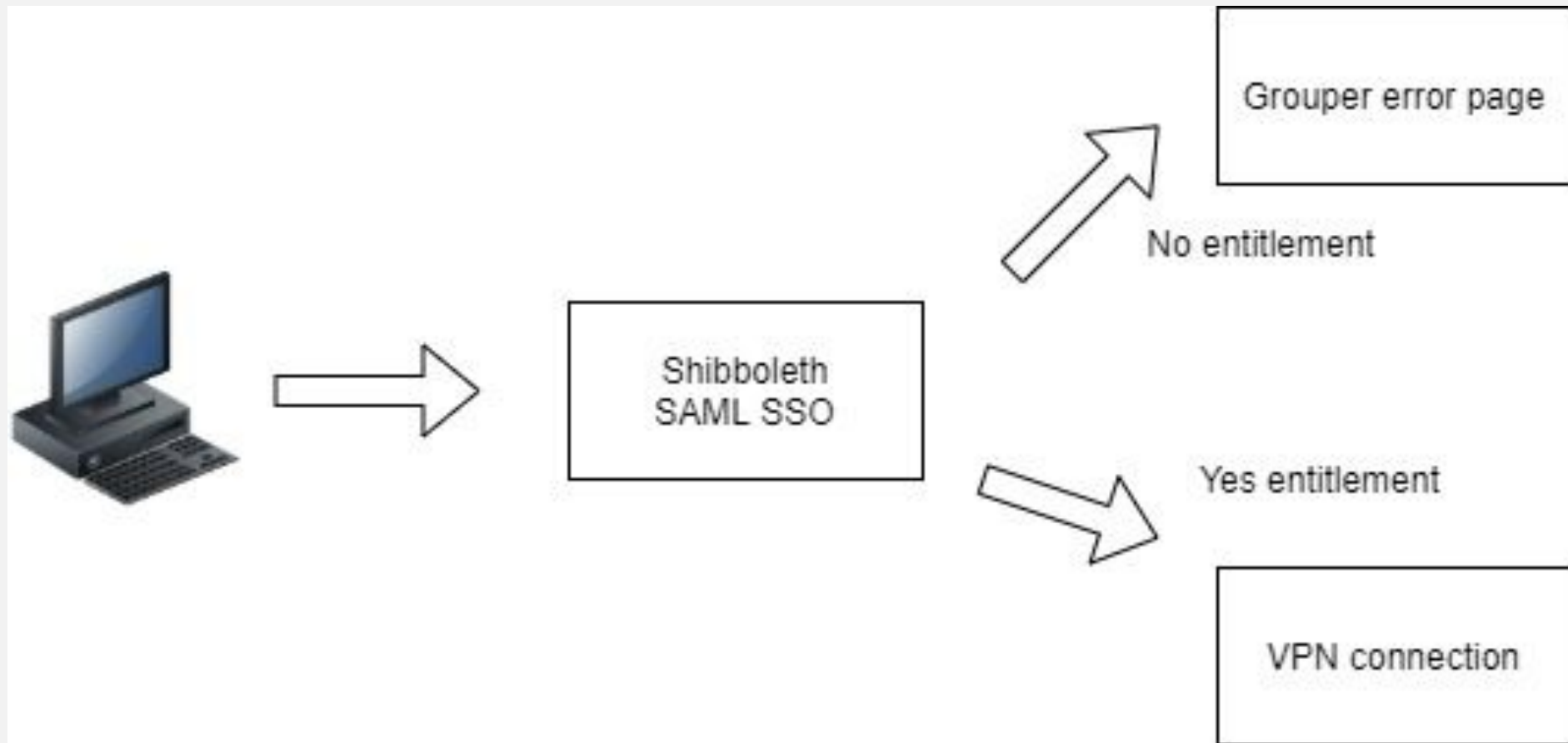
Grouper Use Cases

Agenda

- Look at Penn use cases using Grouper
 - Features
 - Platform
 - Screenshots

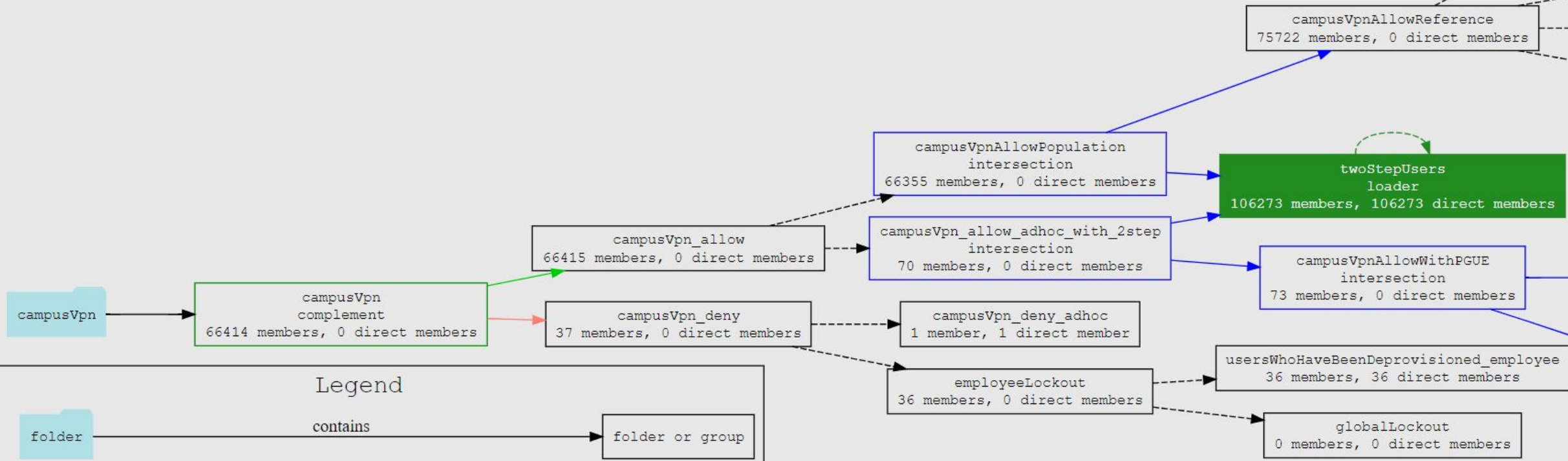
1. Campus VPN
2. SRA VPN
3. Student system collaboration
4. Banner security

Campus VPN




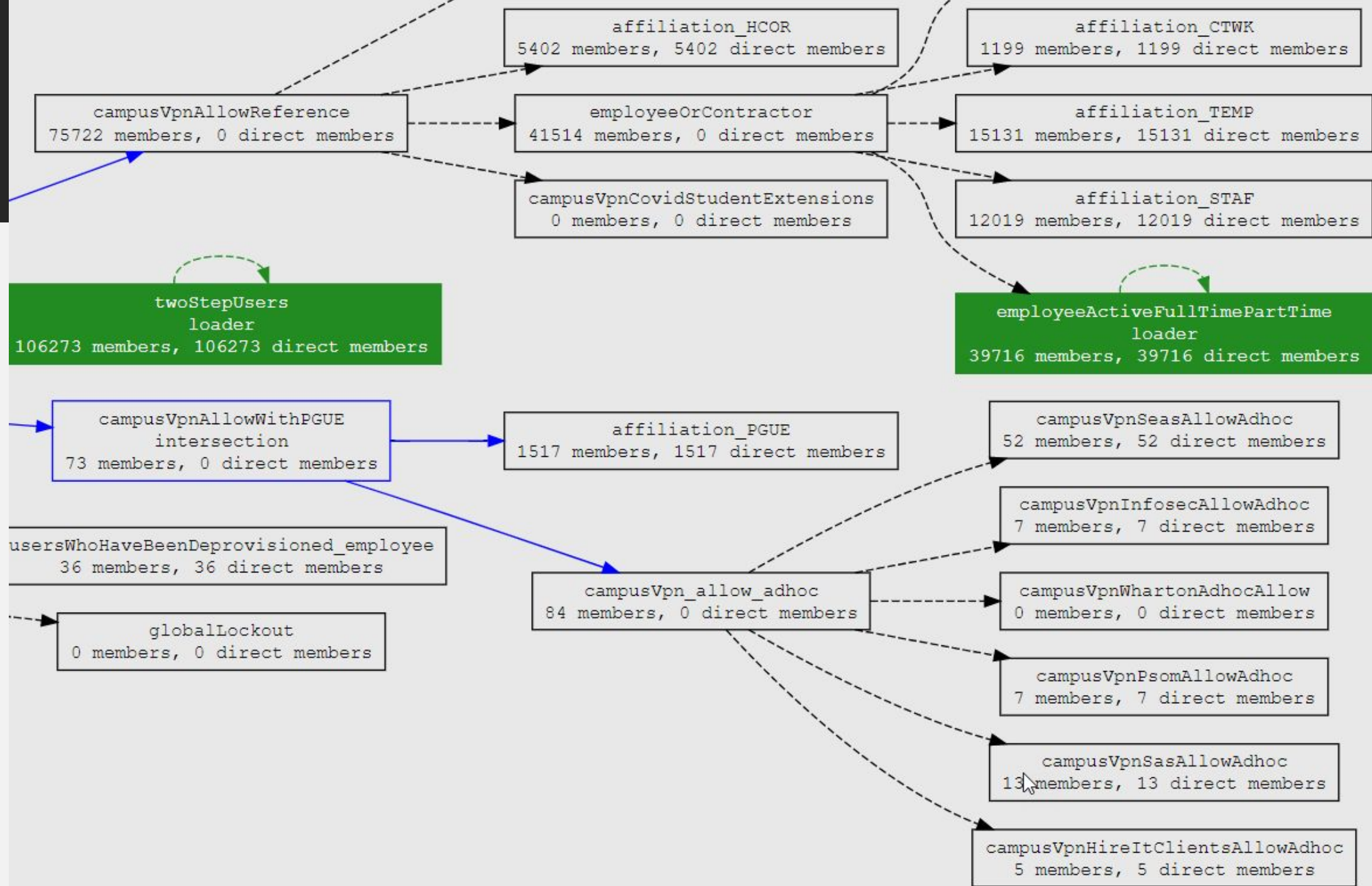
Campus VPN

-
- SSO/SAML
 - Front door
 - Grouper is authoritative
 - Eligibility requirements
 - Exceptions
 - Delegation
 - User feedback (fewer tickets)
 - Helpdesk analysis (quicker tier 1 tickets)



Legend





Error page



Logged in as Chris Hyzer - Log out -

Penn Campus VPN access analysis

Note: any changes to your VPN access take 30-45 minutes to take effect.

Penn VPN status: Not allowed: your employment or student records indicate you are not allowed to use Penn's Campus VPN. If you believe this is a mistake please contact your Business Administrator or Student Administrator to correct this. If you need help please contact your IT Local Support Provider. Also, you must enroll in [Two-Step Verification](#).

Analysis page



Penn Campus VPN access analysis

Search for a person to analyze their Campus VPN status.

Person name or ID:

Katherine R Wilson (kwilso, 89505485) (active) Staff - Isc-applications & Information Services - E

Enter an entity name or ID

Select user

Note: any changes to your VPN access take 30-45 minutes to take effect.

Penn VPN status: **Yes, you can log in to the Penn Campus VPN**

User environment

Environment	Result	Description	Variable name	Type	Operation	For logged in user	
Person PennGroups description of the user to ensure you are looking at the right person	Yes	Katherine R Wilson (kwilso, 89505485) (active) Staff - Isc-applications & Information Services - Business Systems Analyst Senior	Query: select description from PCADMIN.computed_person cp where cp.char_PENN_ID = ?	cu_campusVpnPersonDescription	string	SQL	No
Can log in In the PennGroup that WebLogin uses to pass users to the VPN.	Yes	Member of group campusVpn (policy)		cu_campusVpnCanLogin	boolean	Grouped	No

Analysis page

Analysis of log in ability When the ability to log in started or ended.	User has been in group campusVpn since 2020/01/30 16:22	Query: select mship_desc from penn_custom_ui_mships_v where group_name = 'penn:isc:ts:networking:service:campusVpn:campusVpn' and subject_source_id = 'pennperson' and subject_id = ?	cu_campusVpnCanLoginAnalysis	string	SQL	No
Entitlement for 'can log in' is provisioned to WebLogin Ability to log in for more than 30 min, i.e. is provisioned to WebLogin	Yes	Query: select case when is_user_for_30_min = 'T' then 1 else 0 end as the_result from penn_custom_ui_mships_v where group_name in ('penn:isc:ts:networking:service:campusVpn:campusVpn') and subject_source_id = 'pennperson' and subject_id = ?	cu_campusVpnCanLogin30min	boolean	SQL	No
Enrolled in Two-Step Enrolled in Two-Step Verification (takes 15 minutes take effect)	Yes	Member of group twoStepUsers	cu_campusVpnTwoStep	boolean	Grouper	No
Analysis of Two-Step When Two-Step was enrolled or unenrolled	User has been in group twoStepUsers since 2016/02/01 11:51	Query: select mship_desc from penn_custom_ui_mships_v where group_name = 'penn:community:authentication:twoStepUsers' and subject_source_id = 'pennperson' and subject_id = ?	cu_campusVpnTwoStepAnalysis	string	SQL	No
Valid population Valid affiliation or employee or student record	Yes	Member of group campusVpnAllowReference	cu_campusVpnPopulation	boolean	Grouper	No
Analysis of valid population When affiliation became valid or invalid	User has been in group campusVpnAllowReference since 2020/01/30 16:16	Query: select mship_desc from penn_custom_ui_mships_v where group_name = 'penn:isc:ts:networking:service:campusVpn:campusVpnAllowReference' and subject_source_id = 'pennperson' and subject_id = ?	cu_campusVpnPopulationAnalysis	string	SQL	No
All active affiliations All active affiliations. Users need to be STU, STAF, FAC, SERV,	STAF	Query: select CP.ALL_ACTIVE_AFFILIATIONS from PCADMIN.COMPUTED_PERSON cp where char_penn_id = ?	cu_campusVpnAllActiveAffiliations	string	SQL	No

Analysis page

Denied
access

If in the Deny
group e.g. due
to lockout

No

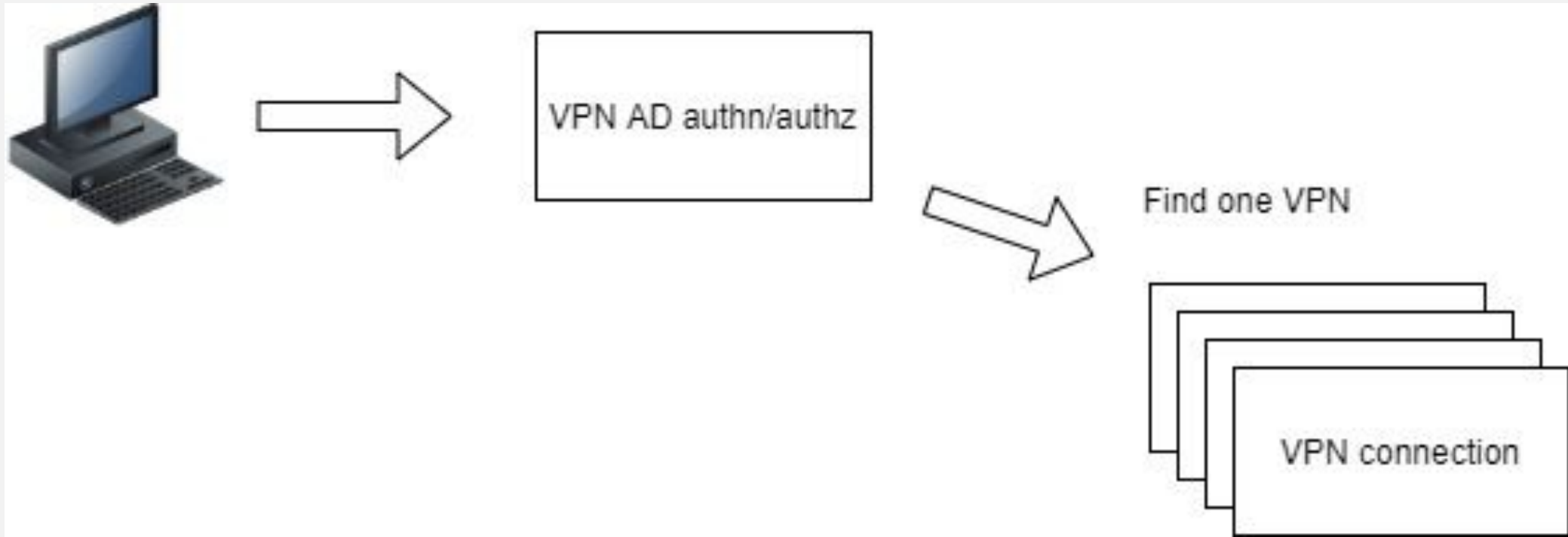
Member of group [campusVpn_deny](#)

cu_campusVpnDeny

boolean Grouper

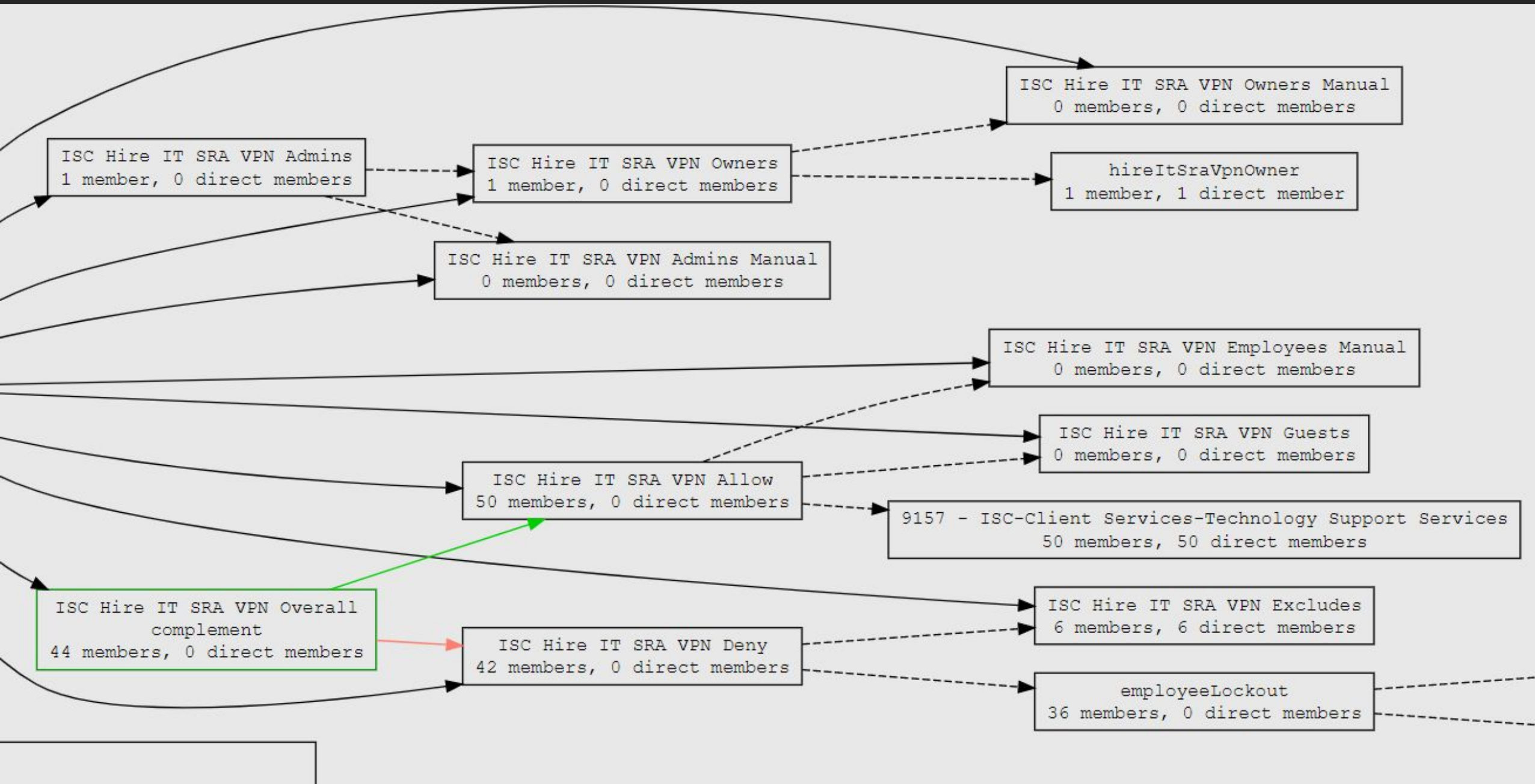
No

SRA VPN (department level)



SRA VPN (department level)

-
- LDAP provisioning
 - “Roles” (single choice)
 - Grouper is authoritative
 - Eligibility requirements
 - Exceptions
 - Rules
 - Delegation
 - Template for easy setup
 - Template for easy management
 - Deprovisioning
 - Reports
 - Attestation



SRA VPN rules

Home > Root > penn > isc > ts > networking > service > sraVpn > service > ISC Hire IT SRA VPN > ISC Hire IT SRA VPN Employees Manual













ISC Hire IT SRA VPN Employees Manual

More actions ▾

Attribute assignments

+ Assign attribute

The following table lists all attributes assigned to this group

Assignment type	Attribute name	Enabled?	Assignment values	Attribute definition	Choose action
Direct assignment	 rule	enabled		 rulesTypeDef	Actions ▾
Metadata on assignment	 ruleCheckOwnerId	enabled	5273da090eea405fb70277c6aa6fb3c3 ▾	 rulesAttrDef	Actions ▾
Metadata on assignment	 ruleCheckType	enabled	flattenedMembershipRemove ▾	 rulesAttrDef	Actions ▾
Metadata on assignment	 ruleIfConditionEnum	enabled	thisGroupHasImmediateEnabledMembership ▾	 rulesAttrDef	Actions ▾
Metadata on assignment	 ruleThenEnum	enabled	removeMemberFromOwnerGroup ▾	 rulesAttrDef	Actions ▾
Metadata on assignment	 ruleValid	enabled	T ▾	 rulesAttrDef	Actions ▾

Templates

Home > Miscellaneous > GSH templates

GSH templates

Actions ▾

Config id	Enabled	Actions
asanneh	Enabled	Actions ▾
groupAttributeLoader	Enabled	Actions ▾
impersonationWebloginAdd	Enabled	Actions ▾
impersonationWebloginRemove	Enabled	Actions ▾
inheritedPrivilegeSave	Enabled	Actions ▾
mchyzer	Enabled	Actions ▾
milesq	Enabled	Actions ▾
ngssSecurityEnvReportRun	Enabled	Actions ▾
ngssSecurityMapBannerGroupsToOutsystems	Enabled	Actions ▾
ngssSecurityUserReportRun	Enabled	Actions ▾
sraVpnAdd	Enabled	Actions ▾
sraVpnManage	Enabled	Actions ▾
sraVpnRemove	Enabled	Actions ▾
whartonAppCreate	Enabled	Actions ▾

SRA Templates

The screenshot shows a web interface for managing SRA VPN instances. The breadcrumb trail is: Home > Root > penn > isc > ts > networking > service > sraVpn. The main heading is 'sraVpn' with an 'Edit folder' button. Below it, there are tabs for 'Folder contents', 'Privileges', and 'More'. A filter box contains the text 'Folder, group, or attribute name' with 'Apply filter' and 'Reset' buttons. The main content area lists several items: 'Up one folder', 'security (grouperSecurity)', 'service', 'sraVpnAllUsers (policy)', and 'sraVpnManageVpnTemplateRunners'. A 'Show: 100' dropdown is visible at the bottom left of the list. A context menu is open on the right side, listing various actions. The 'SRA VPN add/edit' option is highlighted in blue, and a mouse cursor is pointing at it.

Home > Root > penn > isc > ts > networking > service > sraVpn

sraVpn

sra vpn instances

More ▾

Folder contents Privileges More ▾

Filter for:

Name ▾

- ^ Up one folder
- security (grouperSecurity)
- service
- sraVpnAllUsers (policy)
- sraVpnManageVpnTemplateRunners

Show: 100 ▾

More actions ▾

- Remove from my favorites
- Create new folder
- Create new group
- Create new local entity
- Create new attribute definition
- Create new attribute name
- Attribute assignments
- Copy folder
- Delete folder
- Edit folder
- Move folder
- Attestation
- Provisioning
- Deprovisioning
- View audit log
- Run template
- SRA VPN add/edit**
- SRA VPN manage
- SRA VPN remove

SRA Setup Template

- Run by networking staff
- Can add or edit

The screenshot shows the 'sraVpn' web interface. At the top, there are buttons for 'Edit folder' and 'More actions'. Below that, there are tabs for 'Folder contents', 'Privileges', and 'More'. The main section is titled 'Run template' and contains a dropdown menu for 'Template to run' set to 'SRA VPN add/edit'. Below this is a description: 'Pick the template you want to run. Templates are pre-defined tasks that take inputs and perform multiple actions.'

SRA VPN add/edit
Add a new SRA VPN or edit an existing one. If editing an existing one, nothing will be removed, only added

Project system name *
Camel case project name starting with lower case, e.g. darStaff

Project friendly name *
Friendly name of project to show up in group / folder names. e.g. DAR Staff

Owner ref group name
If the owners are captured in a ref group enter the full system name here, e.g. a:b:c

Owner PennKeys
Enter two or three comma separated pennkeys for owners of this VPN. The owners manage the admins and review the access for this VPN monthly

Admin ref group names
If the admins are captured in ref groups enter the comma separated full system names here, e.g. a:b:c, d:e:f

Admin PennKeys
Enter the comma separated pennkeys for admin of this VPN. The admin manage the people who can use the VPN

VPN orgs or centers
Enter the comma separated two digit center codes or 4 character org codes of people who automatically have access to this VPN. e.g. 1234,09,ABCD

VPN employee PennKeys
Enter the comma separated PennKeys of people who can use this VPN

At the bottom, there are 'Submit' and 'Cancel' buttons.

SRA Setup Template Output

- Imagine doing these steps by hand????

```
Project folder INSERT: penn.isc.ts.networking.service.sraVpn.service.fresStaff
Report: added to project folder: penn.isc.ts.networking.service.sraVpn.service.fresStaff
Report: scheduled
Owners group INSERT: penn.isc.ts.networking.service.sraVpn.service.fresStaff.fresStaffSraVpnOwners
Add: grouperSecurity type on Owners group: INSERT
Owners manual group created: penn.isc.ts.networking.service.sraVpn.service.fresStaff.fresStaffSraVpnOwnersManual
Rule added on owners manual group to require membership in: penn.community.employeeOrContractorIncludingUphs
Adding: Owners manual group to Owners group: INSERT
Allowing: Owners group to update Owners manual group: INSERT
Add: manual type on Owners manual group: INSERT
Adding: Jerry Cheng (chengch, 10140648) (active) Staff - Fres Information Technology Services - Information Technology Manager (also: Alumni) to Owner manual group: INSERT
Admins group INSERT: penn.isc.ts.networking.service.sraVpn.service.fresStaff.fresStaffSraVpnAdmins
Adding: Owners group to Admins group: INSERT
Add: grouperSecurity type on Admins group: INSERT
Admins manual group created: penn.isc.ts.networking.service.sraVpn.service.fresStaff.fresStaffSraVpnAdminsManual
Rule added on Admins manual group to require membership in: penn.community.employeeOrContractorIncludingUphs
Add: manual type on Admins manual group: INSERT
Allowing: Owners group to update Admin manual group: INSERT
Adding: Admin manual group to Admins group: INSERT
Allowing: Admins group can READ all groups in project folder: INSERT
Employees manual group created: penn.isc.ts.networking.service.sraVpn.service.fresStaff.fresStaffSraVpnEmployeesManual
Rule added on employees manual group to require membership in: penn.community.employeeOrContractorIncludingUphs
Add: manual type on Employees manual group: INSERT
Add: ref type on Employees manual group: INSERT
Allowing: Admins to update Employees manual group: INSERT
Guests group INSERT: penn.isc.ts.networking.service.sraVpn.service.fresStaff.fresStaffSraVpnGuests
Add: manual type on Guests group: INSERT
Add: ref type on Guests group: INSERT
Allowing: Admins to update Guests group: INSERT
Excludes group INSERT: penn.isc.ts.networking.service.sraVpn.service.fresStaff.fresStaffSraVpnExcludes
Add: manual type on Excludes group: INSERT
Add: ref type on Excludes group: INSERT
Allowing: Admins to update Excludes group: INSERT
Allow group INSERT: penn.isc.ts.networking.service.sraVpn.service.fresStaff.fresStaffSraVpnAllow
Add: intermediate type on Allow group: INSERT
Adding: Employee manual group to Allow group: INSERT
Adding: Guests to Allow group: INSERT
Deny group INSERT: penn.isc.ts.networking.service.sraVpn.service.fresStaff.fresStaffSraVpnDeny
Add: intermediate type on Deny group: INSERT
Adding: Lockout group to Deny group: INSERT
Adding: Excludes to Deny group: INSERT
Overall group created: penn.isc.ts.networking.service.sraVpn.service.fresStaff.fresStaffSraVpnEmployeesManual
Provisioning: Overall group to Kite AD: INSERT
Kite:
CN=fresStaffSraVpnOverall,OU=fresStaff,OU=service,OU=sraVpn,OU=service,OU=networking,OU=ts,OU=isc,OU=penn,OU=GrouperFull,OU=LocalAuth,DC=kite,DC=upenn,DC=edu
Add: policy type on Overall group: INSERT
Adding: Overall group is composite Allow minus Deny: INSERT
Attestation: on report: INSERT
Adding: Admins group to Manage VPN template runners group: INSERT
Sent email with links and instructions to: mchzyer@upenn.edu
Finished running SRA VPN template for project: FRES Staff
```



SRA Manage Template

- Run by dept admins
- Can fully manage users easily

Home > Root > penn > isc > ts > networking > service > sraVpn

sraVpn

sra vpn instances

More ▾

Folder contents Privileges More ▾

Run template

Template to run: SRA VPN manage ▾
Pick the template you want to run. Templates are pre-defined tasks that take inputs and perform multiple actions.

SRA VPN manage
Manage an SRA VPN. This is the central point of contact to add/remove users, review access, etc.

VPN name: darStaff ▾ *
Name of the VPN to manage

I want to: ▾ *
Add user(s)
Remove user(s)
Troubleshoot user(s)
View daily reports
Run report now
Visualize the populations
Attest (approve) the access

SRA Manage User

- Run by dept admins
- Do not need to know which group to use

Run template

Template to run ▼
Pick the template you want to run. Templates are pre-defined tasks that take inputs and perform multiple actions.

SRA VPN manage

Manage an SRA VPN. This is the central point of contact to add/remove users, review access, etc.

VPN name ▼ *
Name of the VPN to manage

I want to ▼ *
What action do you want to perform on the VPN

PennKeys *
Comma separated PennKeys or Pennids to add or remove

Role ▼ *
can manage VPN users, Admin

- VPN users
- Admins
- Owners

SRA Manage End date

- Run by dept admins
- Do not forget to remove guests!

SRA VPN manage
Manage an SRA VPN. This is the central point of contact to add/remove users, review access, etc.

VPN name	<input type="text" value="darStaff"/> *	Name of the VPN to manage
I want to	<input type="text" value="Add user(s)"/> *	What action do you want to perform on the VPN
PennKeys	<input type="text" value="mchyzler"/> *	Comma separated PennKeys or Pennids to add or remove
Role	<input type="text" value="VPN users"/> *	VPN users can connect to the VPN. Admins can manage the VPN users. Owners can manage VPN. Owners also receive attestation (access review) reminders.
VPN role start date/time	<input type="text" value="2022/04/01"/>	If the VPN access should be future dated, put the start date in the future when access should start. yyyymmdd hh24:mi
VPN role end date/time	<input type="text"/>	If the VPN access should be expire on a certain date, put the end date in the future when access should expire. yyyy/mm/dd hh24:mi:ss

SRA Reports

- Created by template
- Reviewable by dept admins

DAR Staff SRA VPN

Edit folder

More actions ▾

This folder holds groups involved in the DAR Staff SRA VPN. Owners are two or three people who review all the memberships lists and manage the Owners and Admins. Admins can manage the VPN memberships. Owners and admins can be automatic. If owners and admins are manual, then they will lose access when no longer Penn employees. Automatic VPN members will gain/lose access based on their org or other attribute. EmployeesManual are a manual list who will have access as long as they are employees. Guests will have access and do not need to be employees.

More ▾

Folder contents

Privileges

More ▾

Report on folder

Report actions ▾

SQL reports that generate a CSV spreadsheets can be configured on this object. The system admin can add reports.

Report name	darStaffSraVpnReport
Description	Contains users, admins, and owner of the VPN. can_use_vpn means the user has access (if they have been in for 15 minutes and have been provisioned to LDAP). can_use_vpn_since is the timestamp when their VPN access started. could_use_vpn_until is when the vpn access was removed for this user. vpn_to_start_timestamp is the timestamp in the future the user will have access. vpn_to_end_timestamp is their end date of using the VPN. is_employee_manual means they are in the ad hoc population (otherwise to get access they would need to be in the automatic population), and if they are ever not a Penn employee they will lose access. is_guest means they can use the VPN and they do not need a Penn affiliation to do so. is_exclude means they are in the manual group of people excludes from the VPN (when the automatic population is wrong). active_employee is true if the user is an active employee at Penn or UPHS. is_owner is T (true) if the user is an owner of the VPN (can manage all lists). is_admin is T if the user can manage the VPN user lists. vpn_user_in_vpn_instances is the number of SRA VPNs the user is in, this cannot be more than 1. person_description is the user's name and affiliation.
Config type	SQL
Query	<code>select penn_id, penn_key, can_use_vpn, can_use_vpn_since, could_use_vpn_until, vpn_to_start_timestamp, vpn_to_end_timestamp, is_employee_manual, is_guest, is_exclude, active_employee, is_owner, is_admin, vpn_user_in_vpn_instances, person_description from penn_sra_vpn_report_v where vpn_system_name = 'darStaff'</code>
Config format	CSV
Quartz cron	49 12 7 * * ?
File name	darStaffSraVpnReport_\$\$timestamp\$.csv
Send email	No, do not send email

Report Name	Last run time	Status	Rows count	View details
darStaffSraVpnReport	2021/07/14 07:12:49	SUCCESS	283	View details
darStaffSraVpnReport	2021/07/13 07:12:49	SUCCESS	283	View details

SRA Reports

	A	B	C	D	E	F	G	H	I	J	K	L	M	N	O	P	Q	R	S	T
1	penn_id	penn_key	can_use_vpn	can_use_vpn_since	could_use_vpn_until	vpn_to_start_timestamp	vpn_to_end_timestamp	is_employee_manual	is_guest	is_excluded	active_employee	is_owner	is_admin	vpn_user_in_vpn_instances	person	description				
2	61	09	s	T	4/15/2021 13:47			F	F	F	T	F	F		1 Yv	Sousa				-
3	8	53	jo	T	4/15/2021 13:47			F	F	F	T	F	F		1 Je	ahn, 89				K
4	3	95	h	r	T	4/15/2021 13:47		F	F	F	T	F	F		1 H	exler, 3				tra
5	1	56	s	T	4/15/2021 13:47			F	F	F	T	F	F		1 St	reib, 164				ne
6	2	53	m	ms	T	4/15/2021 13:47		F	F	F	T	F	F		1 M	hith (m				F
7	1	28	c	n	T	4/15/2021 13:47		F	F	F	T	F	F		1 Ch	is (chel				De
8	8	46	c	e	T	4/15/2021 13:47		F	F	F	T	F	F		1 Ch	carrol2,				l/
9	3	19	e	j	T	4/15/2021 13:47		F	F	F	T	F	F		1 Je	(enrigh				m
10	6	87	m	h	T	4/15/2021 13:47		F	F	F	T	F	F		1 M	y (mego				ho
11	3	57	lv	T	4/15/2021 13:47			F	F	F	T	F	F		1 Liz	z (lvele				po
12	1	26	k	ha	T	4/15/2021 13:47		F	F	F	T	F	F		1 Kh	win-Cam				iv
13	5	50	tr	T	4/15/2021 13:47			F	F	F	T	F	F		1 Ti	ghlin (t				S
14	7	85	d	T	4/15/2021 13:47			F	F	F	T	F	F		1 Da	on (daja				tt
15	2	91	w	r	T	4/15/2021 13:47		F	F	F	T	F	F		1 Gr	arter, 2				Re
16	6	14	n	T	4/15/2021 13:47			F	F	F	T	F	F		1 Ni	erry, 672				ar
17	4	53	s	T	4/15/2021 13:47			F	F	F	T	F	F		1 Sa	rs, 4227				-
18	3	17	js	o	T	4/15/2021 13:47		F	F	F	T	F	F		1 Ja	vano (j				f-
19	6	07	ju	y	T	4/15/2021 13:47		F	F	F	T	F	F		1 Jo	ely, 636				le
20	2	25	fe	re	T	4/15/2021 13:47		F	F	F	T	F	F		1 Ke	enimore				m
21	5	58	g	th	T	4/15/2021 13:47		F	F	F	T	F	F		1 Sh	groves				o
22	7	23	le	an	T	4/15/2021 13:47		F	F	F	T	F	F		1 Kr	erman				ta
23	3	99	c	r	T	4/15/2021 13:47		F	F	F	T	F	F		1 Cr	arter, 38				e
24	4	80	n	T	4/15/2021 13:47			F	F	F	T	F	F		1 Na	s (nsno				br
25	3	52	k	T	4/15/2021 13:47			F	F	F	T	F	F		1 Ka	nich (kn				ch
26	4	25	a	T	4/15/2021 13:47			F	F	F	T	F	F		1 Ar	nde (er				n

SRA Attestation

- VPN owners need to review access

Home > Root > penn > isc > ts > networking > service > sraVpn > service > DAR Staff SRA VPN

DAR Staff SRA VPN

[Edit folder](#)

[More actions ▾](#)

This folder holds groups involved in the DAR Staff SRA VPN. Owners are two or three people who review all the memberships lists and manage the Owners and Admins. Admins can manage the VPN memberships. Owners and admins can be automatic. If owners and admins are manual, then they will lose access when no longer Penn employees. Automatic VPN members will gain/lose access based on their org or other attribute. EmployeesManual are a manual list who will have access as long as they are employees. Guests will have access and do not need to be employees.

More ▾

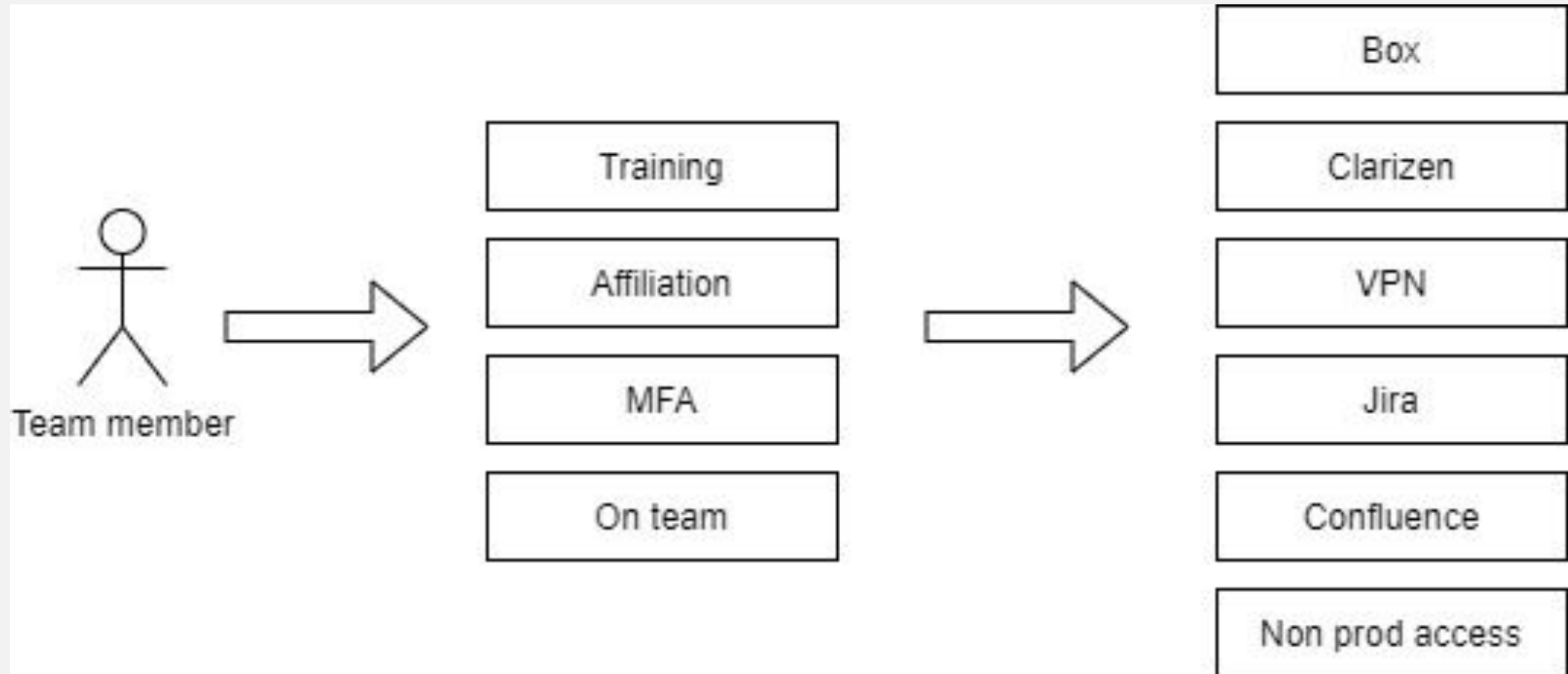
[Folder contents](#) [Privileges](#) [More ▾](#)

Attention: this report need to be attested now. [Mark report as reviewed](#)

Filter for: [Apply filter](#) [Reset](#)

Name ▾
^ Up one folder

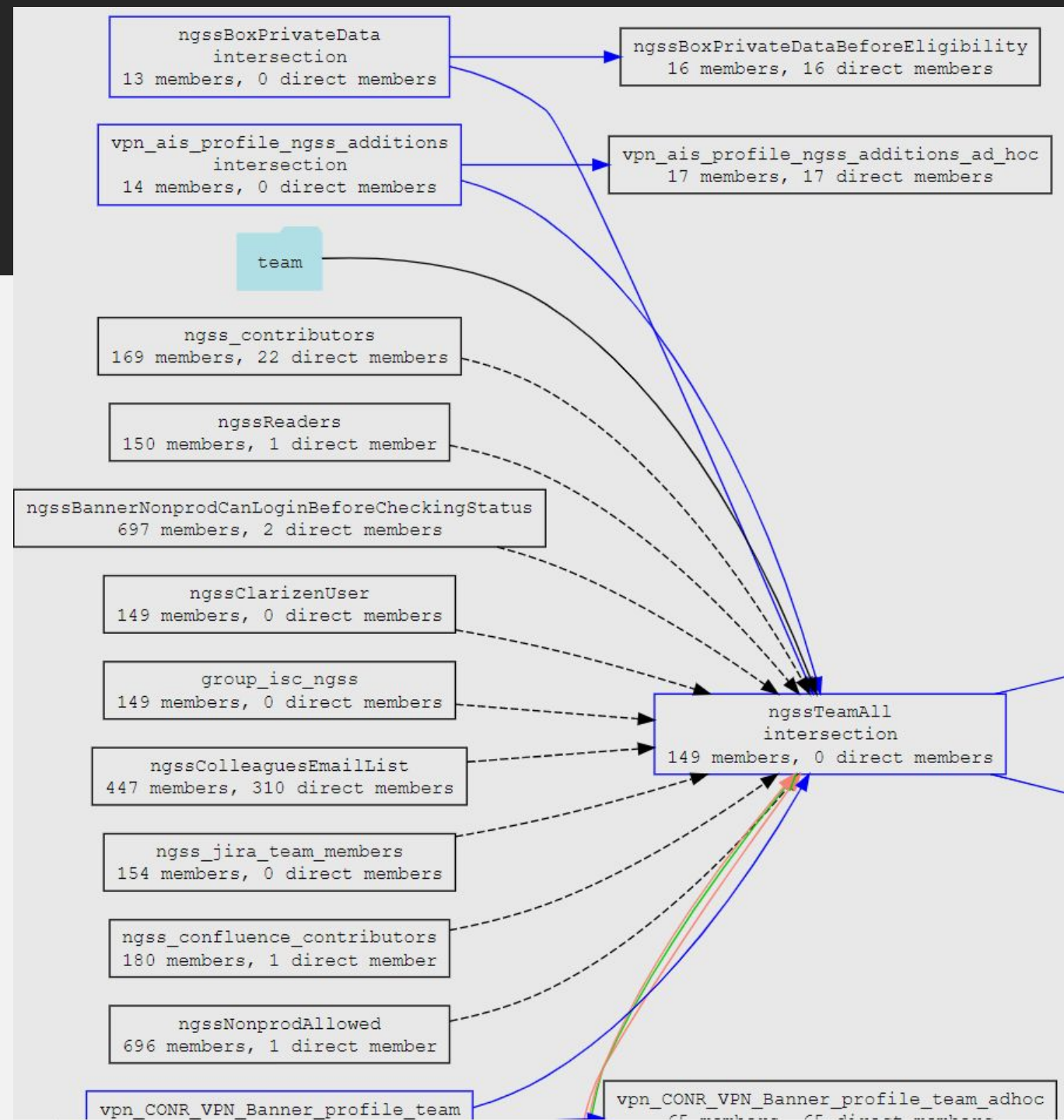
Student system collaboration



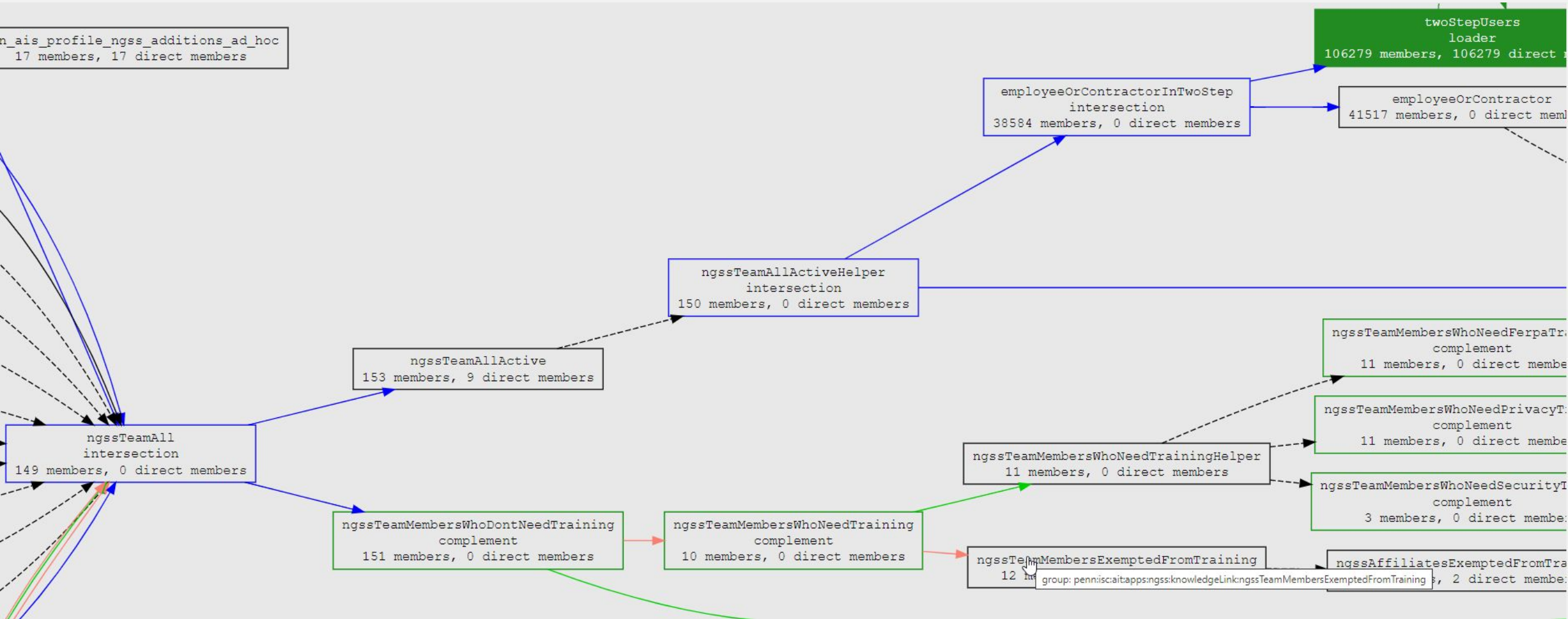
Student system collaboration

-
- Provisioning (SAML, Box, Atlassian, LDAP)
 - Grouper is authoritative or at least a front door
 - Eligibility requirements
 - Exceptions (temporary)
 - Delegation
 - Notification of issues
 - Deprovisioning
 - Reports
 - Analysis screen
 - Error screen

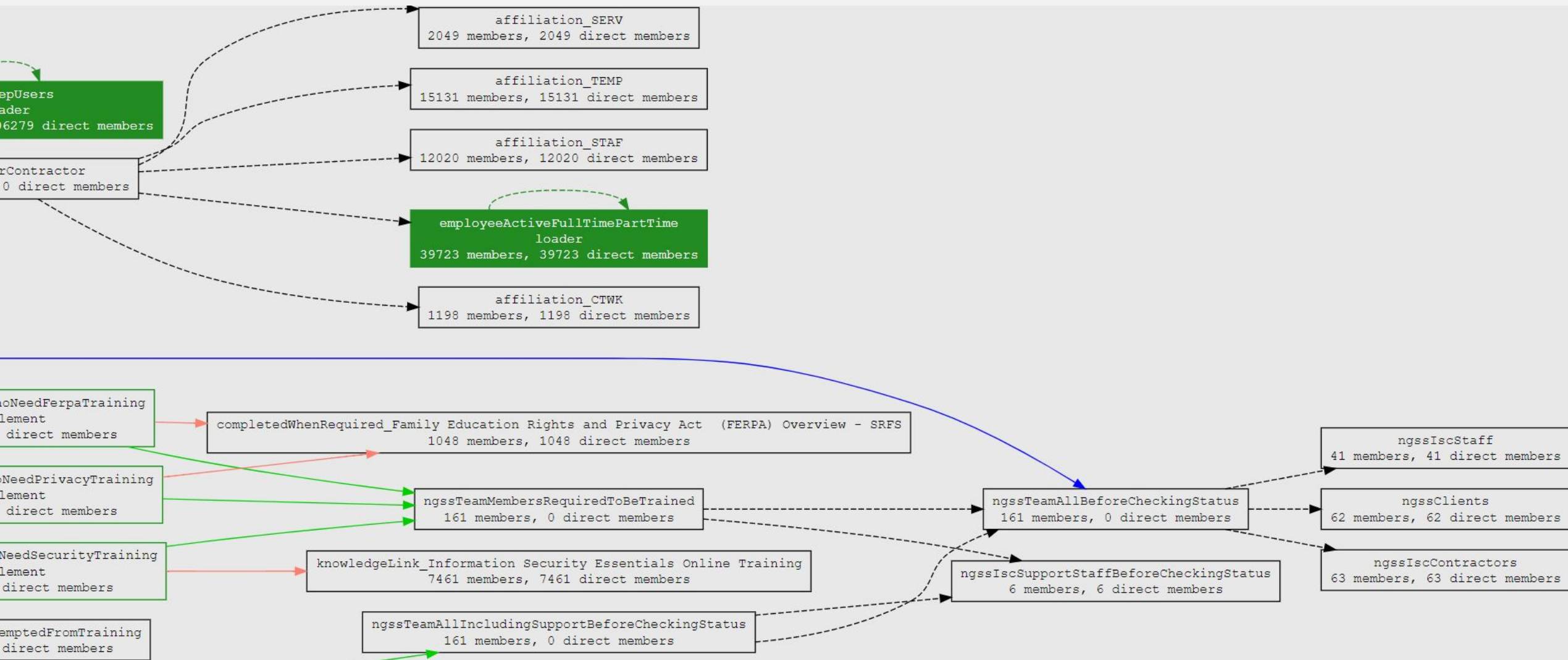
Student system collaboration (consuming systems)



Student system collaboration (policy)




Student system collaboration (policy)



Student system exceptions

- Add an exception, automatically expire in a week

Home > Root > penn > isc > ait > apps > ngss > knowledgeLink > ngssTeamMembersExemptedFromTraining

















 **ngssTeamMembersExemptedFromTraining** More actions ▾

More ▾

Members Privileges More ▾

Attribute assignments + Assign attribute

The following table lists all attributes assigned to this group

Assignment type	Attribute name	Enabled?	Assignment values	Attribute definition	Choose action
Direct assignment	 rule	enabled		 rulesTypeDef	Actions ▾
Metadata on assignment	 ruleActAsSubjectId	enabled	GroupSystem ▾	 rulesAttrDef	Actions ▾
Metadata on assignment	 ruleActAsSubjectSourceId	enabled	g:isa ▾	 rulesAttrDef	Actions ▾
Metadata on assignment	 ruleCheckType	enabled	membershipAdd ▾	 rulesAttrDef	Actions ▾
Metadata on assignment	 ruleThenEnum	enabled	assignMembershipDisabledDaysForOwnerGroupId ▾	 rulesAttrDef	Actions ▾
Metadata on assignment	 ruleThenEnumArg0	enabled	7 ▾	 rulesAttrDef	Actions ▾
Metadata on assignment	 ruleThenEnumArg1	enabled	F ▾	 rulesAttrDef	Actions ▾
Metadata on assignment	 ruleValid	enabled	T ▾	 rulesAttrDef	Actions ▾

Student system notifications

- Email admins about who will soon expire from training or affiliation

Home > Miscellaneous > All daemon jobs

All daemon jobs

More actions ▾

Filter for:

Show extended results?

Show only errors?

Job name	State	Overall status	Last run status	Actions	Schedule
OTHER_JOB_ngssAffilExpireNotification	ENABLED	SUCCESS	SUCCESS	<input type="button" value="Job actions ▾"/>	CRON: 0 03 8 * * ? At 8:03 AM
OTHER_JOB_ngssFerpaExpireNotification	ENABLED	SUCCESS	SUCCESS	<input type="button" value="Job actions ▾"/>	CRON: 0 03 8 * * ? At 8:03 AM

Show: ▾

Showing 1-2 of 2 · [First](#) | [Prev](#) | [Next](#) | [Last](#)

Student system notifications

Edit daemon

More actions ▾

Daemon	OTHER_JOB_ngssAffilExpireNotification	
Config id	ngssAffilExpireNotification	
Enable	<input type="checkbox"/> EL? <input type="text" value="Yes, enable the job on save"/> *	If job should be enabled on save
Class	edu.internet2.middleware.grouper.app.loader.NotificationDaemon set this class to enable the email notification	
Quartz cron	<input type="checkbox"/> EL? <input type="text" value="0 03 8 * * ?"/>	cron string
Email type	<input type="checkbox"/> EL? <input type="text" value="notification"/> *	is this a notification to each result, or a summary of the results (perhaps printing the list in the email)
Population type	<input type="checkbox"/> EL? <input type="text" value="sqlQuery"/> *	is the population to get the email from a group or from a sql query?
DB connection ID	<input type="checkbox"/> EL? <input type="text" value="pennCommunity"/>	sql connection id (of your database external systems) that the query runs where the results are the people to send emails to, or that the summary is about.
SQL query for notification	<input type="checkbox"/> EL? <input type="text" value="select SUBJECT_ID, needed_by_date_minus3 as needed_by_date"/> *	sql query where each row represents a subject to send an email to, or a row in the email summary. There must be a column of subject_id. There can optionally be a column email_address_to_send_to if you want to override the subject email address. Any other columns will be available for the email body and subject template.
Subject source ID	<input type="checkbox"/> EL? <input type="text" value="Penn person (pennperson)"/>	subject source id of subjects to send emails to (filter subjects from other sources)
Template of email subject	<input type="checkbox"/> EL? <input type="text" value="Important! Your affiliation expires \${column_needed_by_date}"/>	subject of the email. Note, you can use any variables that the body uses. This is a jexl template
Template of email body	<input type="checkbox"/> EL? <input type="text" value="Dear \${subject_name}, __NEWLINE__NEWLINE__Your Penn aff"/>	body of the email. You can use any variables from the query or the subject. Uses a JEXL template. e.g. hello \${subject_name}, subject_name, subject_id, subject_description, subject_attribute_firstname (where "firstname" is a lower case subject attribute key), column_some_column_name where "some_column_name" is a lower case column name from query (if applicable). __NEWLINE__ will substitute to a newline. If this is a summary report, then you can loop over the records to print a line per person. The JEXL template code part starts with two dollar signs: \$\$ e.g. \${size(listOfRecordMaps)}__NEWLINE__\$ for (var

Student system notifications



Group name that holds members who received emails	<input type="checkbox"/> EL?	<input type="text" value="penn:isc:ait:apps:ngss:team:ngssTeamNotificationsLastSentAffil"/> group name of a group that the user will be added to after an email is sent, with a membership attribute with value. Note, this uses the attribute framework with PIT so you probably shouldnt use this "group of people who received emails" for use cases with mass email sending. of yyyy/mm/dd (string) of as email sent date
Group name of eligible members	<input type="checkbox"/> EL?	<input type="text" value="penn:isc:ait:apps:ngss:team:ngssTeamNotificationsEligibleForStatus"/> group name of a group that the user must be in, to be eligible to get emails sent to them, or eligible to be in the summary
BCC to this comma separated list	<input type="checkbox"/> EL?	<input type="text" value="mchyzer@isc.upenn.edu"/> email addresses to be emailed as bcc (comma separated)
Testing mode, only send to BCC	<input type="checkbox"/> EL?	<input type="radio"/> Default value (False) <input type="radio"/> True <input checked="" type="radio"/> False if true then only sent to bcc and the "to" line will be in the email only 20 emails will be sent max. Default value is 'false'.

Student system notifications

Important! FERPA training expires 2021/06/02



donotreply@isc.upenn.edu

Wed 7/14/2021 8:03 AM

To: C [REDACTED] h L.

Dear Eli [REDACTED] s,

Your FERPA training is about to expire and then access to NGSS resources will be revoked. Please take the FERPA training again now or at least before 2021/06/02.

[https://urldefense.com/v3/_https://tinyurl.com/ngssFerpa_!!IBzWLU!Hf2iqfWaGnyv4yGb5X-kC-PD2EcUd_4LGpbWN66ePnfNTY77MuRSTo2K4JrVKfKvNw\\$](https://urldefense.com/v3/_https://tinyurl.com/ngssFerpa_!!IBzWLU!Hf2iqfWaGnyv4yGb5X-kC-PD2EcUd_4LGpbWN66ePnfNTY77MuRSTo2K4JrVKfKvNw$)

If you would like to stop receiving these emails please go here and click More actions - > Join group:

<https://groups.google.com/join/isc-upenn-edu/grouper/grouperUi/app/UiV2Main.index?operation=UiV2Group.viewGroup&groupId=f3e16cbe0e6342a993312e6f0ea186f6>

Thanks,

Chris Hyzer

ps. Slack or teams or skype me with issues.

[Reply](#)

[Forward](#)



Student system notifications

NGSS affiliation expiration report, 6 issues



donotreply@isc.upenn.edu

Wed 7/14/2021 8:05 AM

To: B [REDACTED] ha L

Hello Sam [REDACTED] th,

There are 6 people on the NGSS team whose affiliation is about to expire. Their access will end then. Please address this issue soon if they should have access after the date.

Affil expires: 2021/06/30 for S [REDACTED] Gallo (s [REDACTED] 054) (active) Alumni

Affil expires: 2021/06/30 for T [REDACTED] Blas (t [REDACTED] 6) (NOT_ACTIVE) Service Provider

Affil expires: 2021/06/30 for A [REDACTED] on (a [REDACTED] 288) (NOT_ACTIVE) Service Provider

Affil expires: 2021/06/30 for B [REDACTED] t (b [REDACTED] 9) (NOT_ACTIVE) Special Faculty - No Longer In Use

Affil expires: 2021/06/30 for S [REDACTED] (sar [REDACTED] NOT_ACTIVE) Service Provider

Affil expires: 2021/07/31 for E [REDACTED] od (o [REDACTED] 0) (active) Service Provider

This is the list of people opted out of this report. If someone has left the project, they should be deprovisioned (contact Chris). If someone should not be deprovisioned but should be removed from the summary, add them here. Note: they will not receive reminders anymore either.

<https://grouper.apps.upenn.edu/grouper/grouperUi/app/UiV2Main.index?operation=UiV2Group.viewGroup&groupId=f3e16cbe0e6342a993312e6f0ea186f6>

This is the group of people who receive these emails. To add or remove someone edit this group or have SamB or Chris make changes:

<https://grouper.apps.upenn.edu/grouper/grouperUi/app/UiV2Main.index?operation=UiV2Group.viewGroup&groupId=26d253e704474f4c8ab3a81288ec03f4>

Thanks,

Chris Hyzer

ps. Slack or teams or skype me with issues.

Student system custom UIs

Home > Miscellaneous > Custom UI

Custom UI Actions ▾

Config id	Enabled	Actions
campusVpnAnalysis	Enabled	Actions ▾
classOf2021DigitalTimeCapsuleUi	Enabled	Actions ▾
covidSchedulingAcceptedTerms	Enabled	Actions ▾
covidSchedulingSplash	Enabled	Actions ▾
covidSchedulingVaccine	Enabled	Actions ▾
ngssBannerNonprodCanLogin	Enabled	Actions ▾
ngssBannerProdCanLogin	Enabled	Actions ▾
o365analysis	Enabled	Actions ▾
o365twoStepSelfEnrolled	Enabled	Actions ▾
penncardStatus	Enabled	Actions ▾
zoomPsomSubaccountHipaaAdhocAttest	Enabled	Actions ▾
zoomUserAnalysis	Enabled	Actions ▾
zoomUserAnalysisForAdminsAndLsps	Enabled	Actions ▾

Student system analysis page

- Anyone on team can run this on anyone else
- This is also the error page for non-prod Banner if locked at front door



Logged in as Chris Hyzer · Log out · Help

NGSS and Banner account analysis

Search for a person to analyze their NGSS status

Person name or ID:

C [redacted] ey (h [redacted] 2) (active) Staff - Isc-applications & Information Sei

Enter an entity name or ID

Select user

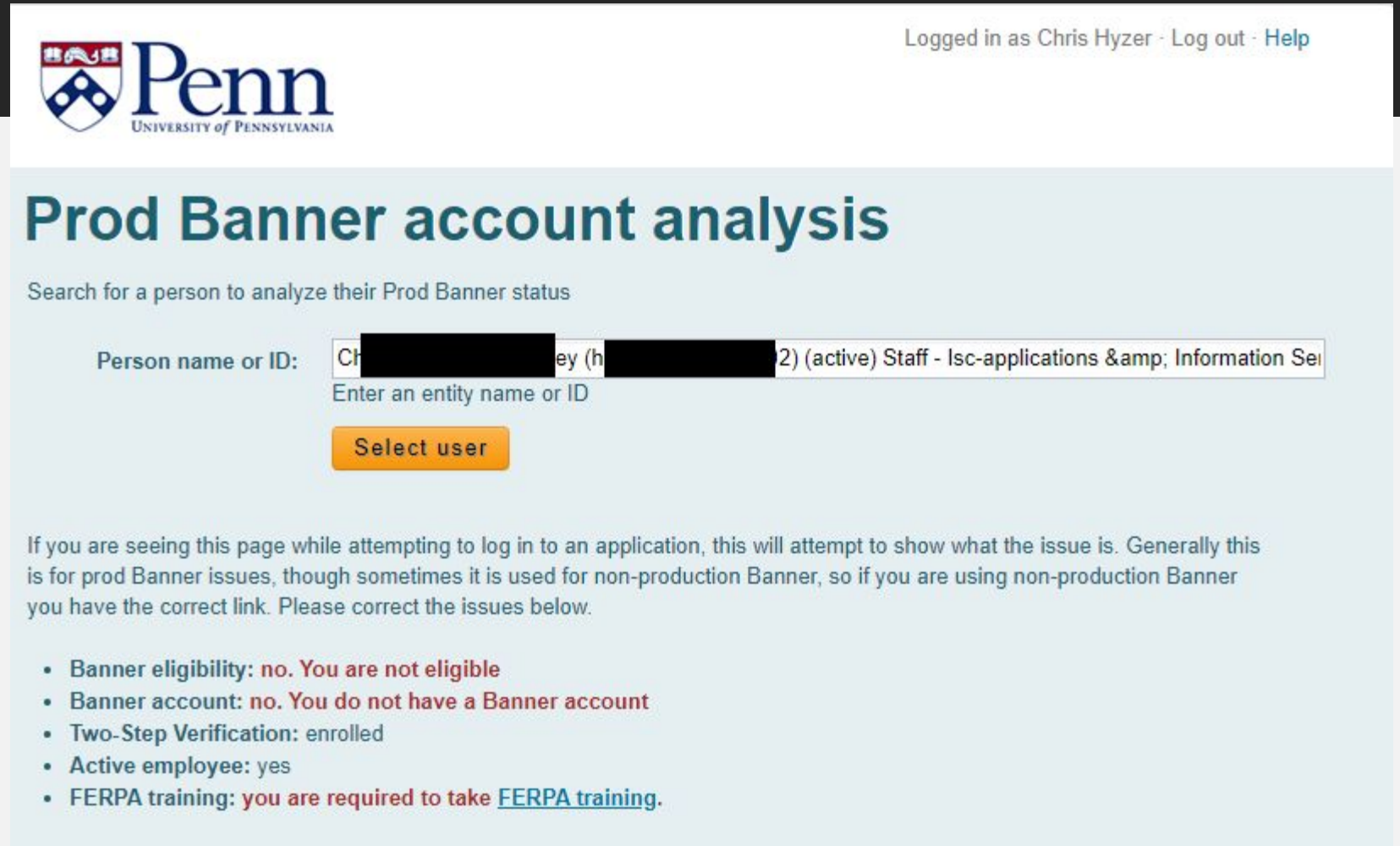
If you are seeing this page while attempting to log in to an application, this will attempt to show what the issue is. Generally this is for non-prod and NGSS issues, though sometimes it is used for production Banner, so if you are using production Banner you have the correct link. Please correct the issues below.

- Non-prod Banner: **you are not eligible**
- NGSS team resources: **you do not have access (e.g. Jira, Confluence, Box, Clarizen, email list)**
- Two-Step Verification: you are enrolled
- Active employee: yes
- FERPA training: **You are required to take [FERPA training](#)**
- Security training: yes
- NGSS project role: employee (in ISC)
- Confluence: you have been eligible for Confluence since the last user sync (6am), so you should have access to Confluence. If you are having issues slack Chris or Isobel to have your account enabled
- Jira: **you probably do not have access to NGSS Jira since you have not had access to team resources since before the last Jira user sync. Fix your team resources issues and wait until after the next 6am sync**
- Banner VPN: **you do not have access to the VPN. Ask SamB or BillR to enable your access**
- NGSS email list: yes
- Box: **no, you do not have access to Box for NGSS**

NGSS status: **You cannot access team resources or non-prod Banner**

Student system analysis page

- Helpdesk can run on anyone



The screenshot shows the 'Prod Banner account analysis' page for the University of Pennsylvania. At the top left is the Penn logo. At the top right, it says 'Logged in as Chris Hyzer - Log out - Help'. The main heading is 'Prod Banner account analysis'. Below this is a search prompt: 'Search for a person to analyze their Prod Banner status'. A search input field contains the text 'Chris [redacted] Hyzer (h [redacted] 2) (active) Staff - Isc-applications & Information Ser'. Below the input field is the text 'Enter an entity name or ID' and an orange 'Select user' button. A paragraph of text explains that this page is used to diagnose login issues. A bulleted list of status messages is shown at the bottom.

Logged in as Chris Hyzer - Log out - Help

Prod Banner account analysis

Search for a person to analyze their Prod Banner status

Person name or ID: Chris [redacted] Hyzer (h [redacted] 2) (active) Staff - Isc-applications & Information Ser

Enter an entity name or ID

Select user

If you are seeing this page while attempting to log in to an application, this will attempt to show what the issue is. Generally this is for prod Banner issues, though sometimes it is used for non-production Banner, so if you are using non-production Banner you have the correct link. Please correct the issues below.

- Banner eligibility: **no. You are not eligible**
- Banner account: **no. You do not have a Banner account**
- Two-Step Verification: enrolled
- Active employee: yes
- FERPA training: **you are required to take [FERPA training](#).**

Student system error page

- If locked at front door



Logged in as Chris Hyzer · [Log out](#) · [Help](#)

Prod Banner account analysis

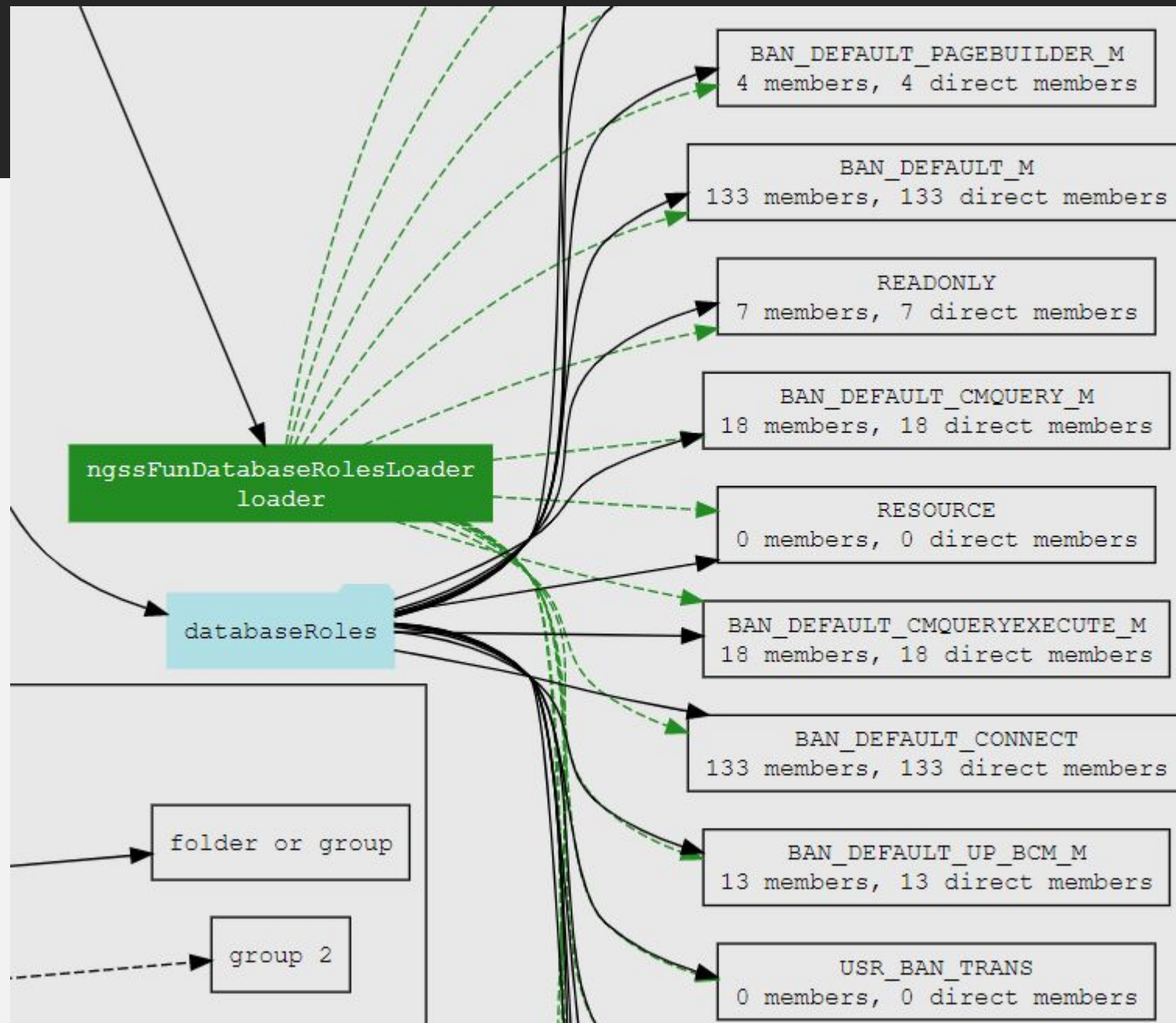
If you are seeing this page while attempting to log in to an application, this will attempt to show what the issue is. Generally this is for prod Banner issues, though sometimes it is used for non-production Banner, so if you are using non-production Banner you have the correct link. Please correct the issues below.

- **Banner eligibility: no. You are not eligible**
- **Banner account: no. You do not have a Banner account**
- **Two-Step Verification: enrolled**
- **Active employee: yes**
- **FERPA training: you are required to take [FERPA training](#).**

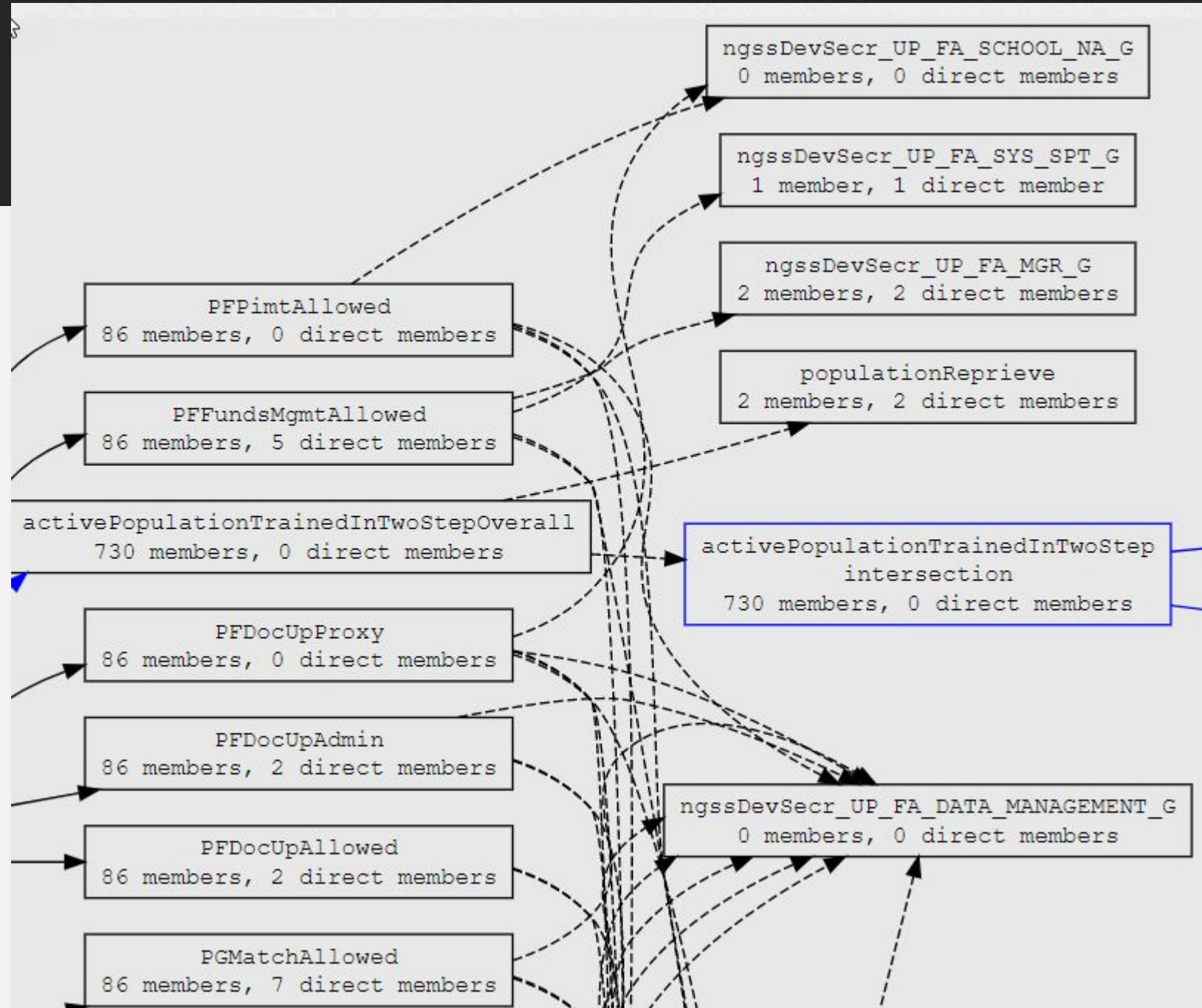
Banner security

-
- Provisioning (SAML, LDAP)
 - Grouper is read-only from Banner and authoritative to other systems
 - Delegation
 - Templates

Banner security read-only from Banner



Banner security read from other apps



Banner security map groups to other groups

	A	B	C	D	E	F	G
1	Group name	UP_FA_SFS_SYSTEM_SUPPORT_G	UP_FA_SFS_SENIOR_MGMT_G	UP_FA_SFS_MANAGEMENT_G	UP_FA_COUNSELORS_G	UP_FA_SRFS_ACCOUNTING_MGR_G	UP_FA_ONE_STOP_G
2	PFAthLia:PFAthLiaAdmin	X	X				
3	PFAthLia:PFAthLiaAllowed						
4	PFAudit:PFAuditAdmin	X	X				
5	PFAudit:PFAuditAllowed	X		X	X		
6	PFAwardConfig:PFAwardConfigAdmin	X	X				
7	PFAwardConfig:PFAwardConfigAllowed	X		X			
8	PFCLine:PFCLineAllowed		X	X	X		
9	PFDocUp:PFDocUpAdmin	X	X				
10	PFDocUp:PFDocUpAllowed						
11	PFDocUp:PFDocUpProxy	X	X	X	X		X
12	PFFaar:PFFaarAdmin	X	X				
13	PFFaar:PFFaarAllowed	X	X	X	X		X
14	PFFaar:PFFaarProxy	X	X	X	X		
15	PFFisap:PFFisapAdmin	X					
16	PFFisap:PFFisapAllowed		X			X	
17	PFFundsMgmt:PFFundsMgmtAdmin	X	X				
18	PFFundsMgmt:PFFundsMgmtAllowed		X	X		X	
19	PFGloPro:PFGloProAdmin	X		X			
20	PFGloPro:PFGloProAllowed		X	X	X		
21	PFIRule:PFIRuleAdmin	X	X				
22	PFIRule:PFIRuleAllowed	X					
23	PFIRule:PFIRuleTesting	X	X	X			
24	PFLoan:PFLoanAdmin	X	X				
25	PFLoan:PFLoanAllowed				X		X
26	PFLoan:PFLoanStaff			X	X		
27	PFPimt:PFPimtAdmin	X	X				
28	PFPimt:PFPimtAllowed						
29	PFPimt:PFPimtProxyUser	X	X				
30	PFPimt:PFPimtUnrestricted		X	X	X		
31	PFProf:PFProfAdmin	X	X	X			
32	PFPUdd:PFPUddAllowed	X	X				
33	PFPUdd:PFPUddTesting	X	X	X	X		
34	PFTax:PFTaxAdmin	X	X	X			
35	PFTax:PFTaxAllowed			X	X		

Banner security map groups to other groups

Home > Root > penn > isc > ait > apps > ngss > security

security

This folder has security report templates

More ▾

Folder contents Privileges More ▾

Filter for:

Name ▾

[^ Up one folder](#)

ngssSecurityReportViewers

Show: ▾

- Add to my favorites
- Create new folder
- Create new group
- Create new local entity
- Create new attribute definition
- Create new attribute name
- Attribute assignments
- Copy folder
- Delete folder
- Edit folder
- Move folder
- Attestation
- Provisioning
- Deprovisioning
- View audit log
- Run template
- NGSS Banner groups to Outsystems**
- NGSS security env report
- NGSS security user report

Banner security map groups to other groups

Home > Root > penn > isc > ait > apps > ngss > security

security

This folder has security report templates

More ▾

Folder contents Privileges More ▾

Run template

Template to run: NGSS Banner groups to Outsystems ▾
Pick the template you want to run. Templates are pre-defined tasks that take inputs and perform multiple actions.

NGSS Banner groups to Outsystems

Map Banner groups to Outsystems. See a report or make assignments

Banner environment: sit1 ▾ *
Banner environment to use groups from

Outsystems environment: dev ▾ *
Outsystems environment to assign groups to

Readonly: Default value (True) True False
If a report should be shown and no changes made. Default value is 'true'.

CSV of assignments: *
CSV of grid of Banner groups that should be included in Outsystems groups.

Submit Cancel

Banner security map groups to other groups

```
Success: added to 'pfline:pflineallowed' Banner group: 'up_fa_counselors_g'  
Success: added to 'pfdocup:pfdocupadmin' Banner group: 'up_fa_data_management_g'  
Success: added to 'pfpimt:pfpimtproxyuser' Banner group: 'up_fa_sfs_senior_mgmt_g'  
Success: added to 'pfglopro:pfgloproallowed' Banner group: 'up_fa_sfs_senior_mgmt_g'  
Success: added to 'pffaar:pffaarallowed' Banner group: 'up_fa_counselors_g'  
Success: added to 'pffaar:pffaarproxy' Banner group: 'up_fa_sfs_senior_mgmt_g'  
Success: added to 'pфирule:pфирuleallowed' Banner group: 'up_fa_data_management_g'  
Success: added to 'pgmatch:pgmatchallowed' Banner group: 'up_fa_counselors_g'  
Success: added to 'pfpudd:pfpuddtesting' Banner group: 'up_fa_counselors_g'  
Success: added to 'pffisap:pffisapallowed' Banner group: 'up_fa_sfs_senior_mgmt_g'  
Success: added to 'pfpimt:pfpimtunrestricted' Banner group: 'up_fa_sfs_senior_mgmt_g'  
Success: added to 'pftax:pftaxallowed' Banner group: 'up_fa_counselors_g'  
Success: added to 'pgmatch:pgmatchtesting' Banner group: 'up_fa_sfs_senior_mgmt_g'  
Success: added to 'pfdocup:pfdocupproxy' Banner group: 'up_fa_data_management_g'  
Success: added to 'pfpudd:pfpuddallowed' Banner group: 'up_fa_sfs_senior_mgmt_g'  
Success: added to 'pfprof:pfprofadmin' Banner group: 'up_fa_sfs_senior_mgmt_g'  
Success: added to 'pфирule:pфирuletesting' Banner group: 'up_fa_data_management_g'  
Success: added to 'pfloan:pfloanallowed' Banner group: 'up_fa_data_management_g'  
Success: added to 'pfdocup:pfdocupproxy' Banner group: 'up_fa_one_stop_g'  
Success: added to 'pgmatch:pgmatchtesting' Banner group: 'up_fa_data_management_g'  
Success: added to 'pfloan:pfloanallowed' Banner group: 'up_fa_one_stop_g'  
Success: added to 'pfdocup:pfdocupproxy' Banner group: 'up_fa_sfs_senior_mgmt_g'  
Success: added to 'pфирule:pфирuletesting' Banner group: 'up_fa_sfs_senior_mgmt_g'  
Success: added to 'pfawardconfig:pfawardconfigadmin' Banner group: 'up_fa_sfs_senior_mgmt_g'  
Success: added to 'pgjob:pgjoballowed' Banner group: 'up_fa_sfs_senior_mgmt_g'  
Success: added to 'pfdocup:pfdocupproxy' Banner group: 'up_fa_counselors_g'  
Success: added to 'pfloan:pfloanallowed' Banner group: 'up_fa_counselors_g'  
Success: added to 'pfaudit:pfauditadmin' Banner group: 'up_fa_sfs_senior_mgmt_g'  
Success: added to 'pfpimt:pfpimtadmin' Banner group: 'up_fa_sfs_senior_mgmt_g'  
Success: added to 'pftax:pftaxallowed' Banner group: 'up_fa_data_management_g'  
Success: added to 'pfathlia:pfathliaadmin' Banner group: 'up_fa_sfs_senior_mgmt_g'  
Success: added to 'pfvet:pfvetadmin' Banner group: 'up_fa_sfs_senior_mgmt_g'  
Success: added to 'pgjob:pgjoblog' Banner group: 'up_fa_sfs_senior_mgmt_g'  
Success: added to 'pgmatch:pgmatchtesting' Banner group: 'up_fa_counselors_g'  
Success: added to 'pfpimt:pfpimtunrestricted' Banner group: 'up_fa_counselors_g'  
Success: added to 'pfloan:pfloanstaff' Banner group: 'up_fa_counselors_g'  
Success: added to 'pfpudd:pfpuddtesting' Banner group: 'up_fa_sfs_senior_mgmt_g'  
Success: added to 'pffaar:pffaarallowed' Banner group: 'up_fa_sfs_senior_mgmt_g'  
Success: added to 'pffaar:pffaarproxy' Banner group: 'up_fa_counselors_g'  
Success: added to 'pgmatch:pgmatchallowed' Banner group: 'up_fa_sfs_senior_mgmt_g'  
Success: added to 'pffaar:pffaarallowed' Banner group: 'up_fa_one_stop_g'  
Success: added to 'pfglopro:pfgloproallowed' Banner group: 'up_fa_counselors_g'  
Success: added to 'pfloan:pfloanadmin' Banner group: 'up_fa_sfs_senior_mgmt_g'  
Success: added to 'pgmatch:pgmatchpidover' Banner group: 'up_fa_sfs_senior_mgmt_g'  
Success: added to 'pgfeeder:uploaduser' Banner group: 'up_fa_sfs_senior_mgmt_g'  
Success: added to 'pfline:pflineallowed' Banner group: 'up_fa_sfs_senior_mgmt_g'  
Success: added to 'pgmatch:pgmatchallowed' Banner group: 'up_fa_data_management_g'  
Success: added to 'pgfeeder:uploadapprover' Banner group: 'up_fa_sfs_senior_mgmt_g'  
Success: added to 'pfaudit:pfauditallowed' Banner group: 'up_fa_counselors_g'
```

Banner security user report

Home > Root > penn > isc > ait > apps > ngss > security

security

This folder has security report templates

More ▾

Folder contents Privileges More ▾

Run template

Template to run ▾

Pick the template you want to run. Templates are pre-defined tasks that take inputs and perform multiple actions.

NGSS security user report

View user access in an env

Environment ▾ *

See user access in an environment

Username *

Username to query in Banner. This is a pennkey or other username

Banner security user report

NGSS user security report for env fot user KWILSO



donotreply@isc.upenn.edu

Wed 7/14/2021 1:33 PM

To: Hyzer, Chris

Access in env fot for user: KWILSO

Group	: Class	: Object__Role
- UP_AR_SYSTEMS_G	: UP_AR_ADVANCE_QUERY_C	: TGIACCD__M
- UP_AR_SYSTEMS_G	: UP_AR_STANDARD_QUERY_C	: SOAHOLD__Q
- UP_AR_SYSTEMS_G	: UP_AR_STANDARD_QUERY_C	: SOQHOLD__Q
- UP_AR_SYSTEMS_G	: UP_AR_STANDARD_QUERY_C	: TGACOMC__Q
- UP_AR_SYSTEMS_G	: UP_AR_STANDARD_QUERY_C	: TGISTMT__Q
- UP_AR_SYSTEMS_G	: UP_AR_STANDARD_QUERY_C	: TSAACCT__Q
- UP_AR_SYSTEMS_G	: UP_AR_STANDARD_QUERY_C	: TSAAREV__Q
- UP_AR_SYSTEMS_G	: UP_AR_STANDARD_QUERY_C	: TSADETC__Q
- UP_AR_SYSTEMS_G	: UP_AR_STANDARD_QUERY_C	: TSADETL__Q
- UP_AR_SYSTEMS_G	: UP_AR_STANDARD_QUERY_C	: TSAEXPP__Q
- UP_AR_SYSTEMS_G	: UP_AR_STANDARD_QUERY_C	: TSAEXPT__Q
- UP_AR_SYSTEMS_G	: UP_AR_STANDARD_QUERY_C	: TSARFND__M
- UP_AR_SYSTEMS_G	: UP_AR_STANDARD_QUERY_C	: TSATAXN__Q
- UP_AR_SYSTEMS_G	: UP_AR_STANDARD_QUERY_C	: TSIAPPL__M
- UP_AR_SYSTEMS_G	: UP_AR_STANDARD_QUERY_C	: TSIAUTH__Q
- UP_AR_SYSTEMS_G	: UP_AR_STANDARD_QUERY_C	: TSICSRV__M
- UP_AR_SYSTEMS_G	: UP_AR_STANDARD_QUERY_C	: TSIEXPT__M
- UP_AR_SYSTEMS_G	: UP_AR_STANDARD_QUERY_C	: TSIQACT__M
- UP_AR_SYSTEMS_G	: UP_AR_STANDARD_QUERY_C	: TSITAXN__Q
- UP_AR_SYSTEMS_G	: UP_AR_STANDARD_QUERY_C	: TSQCONT__Q
- UP_AR_SYSTEMS_G	: UP_AR_STANDARD_QUERY_C	: TSQEXPT__Q
- UP_AR_SYSTEMS_G	: UP_AR_STANDARD_QUERY_C	: TSRSSUM__M
- UP_AR_SYSTEMS_G	: UP_AR_STANDARD_QUERY_C	: TVAAUTH__Q
- UP_AR_SYSTEMS_G	: UP_AR_STANDARD_QUERY_C	: TVVAUTH__Q
- UP_AR_SYSTEMS_G	: UP_AR_SYSTEM_SUPPORT_C	: TGACSPV__M
- UP_AR_SYSTEMS_G	: UP_AR_SYSTEM_SUPPORT_C	: TGRAGES__M
- UP_AR_SYSTEMS_G	: UP_GN_COMMONSYS_C	: GJAJBMO__M
- UP_AR_SYSTEMS_G	: UP_GN_COMMONSYS_C	: GJAJLIS__M
- UP_AR_SYSTEMS_G	: UP_GN_COMMONSYS_C	: GJAJOBS__Q
- UP_AR_SYSTEMS_G	: UP_GN_COMMONSYS_C	: GJAJPRF__Q
- UP_AR_SYSTEMS_G	: UP_GN_COMMONSYS_C	: GJAPCTL__M
- UP_AR_SYSTEMS_G	: UP_GN_COMMONSYS_C	: GJAPDFT__M
- UP_AR_SYSTEMS_G	: UP_GN_COMMONSYS_C	: GJAPVAL__Q
- UP_AR_SYSTEMS_G	: UP_GN_COMMONSYS_C	: GJARSLT__M

Banner security env compare

Home > Root > penn > isc > ait > apps > ngss > security

security

This folder has security report templates

More ▾

Folder contents Privileges More ▾

Run template

Template to run: NGSS security env report ▾
Pick the template you want to run. Templates are pre-defined tasks that take inputs and perform multiple actions.

NGSS security env report

Compare an env with other envs

Environment: fot ▾ *
Environment to compare to other envs (e.g. dev, fot, sit1, sit2)

Compare with envs: dev
If you want to compare with all envs, leave blank, otherwise enter comma separated envs to compare against (e.g. dev, fot, sit1, sit2)

Compare groups: Default value (True) True False
True to compare the list of Banner groups. Default value is 'true'.

Compare memberships: Default value (True) True False
True to compare that the members in each group which exists in both environments. Default value is 'true'.

Compare classes: Default value (True) True False
True to compare the list of Banner classes. Default value is 'true'.

Compare group class: Default value (True) True False
True to compare that the object classes assigned to each group which exists in both environments. Default value is 'true'.

Compare objects: Default value (True) True False
True to compare the list of Banner objects. Default value is 'true'.

Compare class object: Default value (True) True False
True to compare that the objects/roles assigned to each object class which exists in both environments. Default value is 'true'.

Banner security env compare

NGSS security report for env fot

```
UP_FA_VERIFICATION_MAINI_C, UP_FA_VERIFICATION_QUERY_C, UP_GN_ADDITIONAL_C, UP_GN_BATCH_JOBS_C, UP_GN_BATCH_JOBS_TEMP_C, UP_GN_COMM
UP_ST_ACCT_MAINT_M_C, UP_ST_ADMIN_MT_M_C, UP_ST_ADMIN_MT_Q_C, UP_ST_ADMISSIONS_M_C, UP_ST_COMMUNICATION_M_C, UP_ST_COMMUNICATION_Q
UP_ST_FINAID_Q_C, UP_ST_GEN_VAL_CNT_FORMS_M_C, UP_ST_GEN_VAL_CNT_FORMS_Q_C, UP_ST_GN_POP_SEL_M_C, UP_ST_GN_RPTS_PROC_M_C, UP_ST_MIS
UP_ST_MT_ST_SCH_REG_M_C, UP_ST_NSCL_M_C, UP_ST_OUR_SR_MANAGEMENT_G, UP_ST_POPSEL_LTR_GEN_M_C, UP_ST_PRG_MT_M_C, UP_ST_RECORD_REQ_M
UP_ST_TERM_CONF_Q_C, UP_ST_TRANSCRIPTS, UP_ST_VW_PERSON_Q_C, UP_TUITION_FEE_TESTING_Q_C
- dev : extra object classes: BAN_CM_GOREMAL_C, UP_DEV_C, UP_GN_JOBS_C, UP_IT_DEVELOPER, UP_SEC_TEST, UP_SR_BATCH_JOBS_C
```

Group/class report (for groups in both envs) comparing to 'fot':

```
- dev : UP_AR_SA_MGMT_G : missing classes: UP_FA_SRQUERY_C
- dev : UP_FA_BATCH_JOBS_G : missing classes: UP_FA_BATCH_JOBS2_C
- dev : UP_FA_BATCH_USER_G : extra classes: UP_FAJOBS_REPORTS_C, UP_FA_CORRECTION_PROCESSING_C
- dev : UP_FA_CASHIER_G : missing classes: UP_GN_COMMONSYS_C
- dev : UP_FA_DIRECTOR_G : extra classes: BAN_FINAID_C, UP_FA_BATCH_JOBS, UP_TMP_ALL_BATCH_JOBS_CUSTOM_C
- dev : UP_GN_JOBS_G : extra classes: UP_GN_JOBS_C
- dev : UP_GN_SSN_QUERY_G : missing classes: UP_GN_COMMONSYS, UP_GN_SSN_QUERY_C , UP_ST_GEN_VAL_CNT_FORMS_Q_C, UP_
- dev : UP_GN_SYSTEM_CONFIG_G : missing classes: UP_FA_SRQUERY_C
- dev : UP_ST_BATCH_JOBS_G : missing classes: UP_ST_GN_POP_SEL_M_C, UP_ST_GN_RPTS_PROC_M_C
- dev : UP_ST_REGISTRAR_G : extra classes: UP_STUDENT_COPY_C, UP_ST_SECT_MAINT_M_C, UP_TMP_ALL_BATCH_JOBS_CUSTOM
- dev : UP_ST_SR_MGMT_G : extra classes: UP_GN_COMMONSYS_C, UP_ST_GENPERSON_QUERY_C, UP_ST_GENSTU_QUERY_C, UP_
- dev : UP_ST_SR_STAFF_G : extra classes: UP_GN_COMMONSYS_C, UP_ST_GENPERSON_QUERY_C, UP_ST_GENSTU_QUERY_C, UP_
- dev : groups with correct classes : UP_AR_ACCOUNTING_G, UP_AR_BATCH_JOBS_G, UP_AR_CALL_CENTER_G, UP_AR_COLLECTIONS_G, UP_A
UP_GN_PSWD_G, UP_GN_SECURITY_ADMIN_G, UP_GN_SYSTEM_SUPPORT_G, UP_GN_SYSTEM_TECH_SUPPORT_G, UP_PENNANT_AID_G
```

Done!

